

April 1, 2015

To all prospective **USA Marching Band Jag Drumline/Front Ensemble Auditionees:**

Greetings from the campus of the University of South Alabama. The purpose of this packet is to provide you with the information regarding auditions, important dates and philosophies, as well as to inform you about what is expected and what should be addressed in your preparation for the **2015 USA Jag Drumline**. With the audition camp date approaching, it is now time for you to begin the process of preparing for the camp and what promises to be another successful year at USA.

FREE Audition Clinic: Saturday, May 30th (10:00 am to 4:00pm with Lunch Break)

Preparation for the 2015 Audition Camp. This clinic is open to **incoming freshman or transfer students** (beginning Fall 2015). Visit www.jaguarmarchingband.org to register for the Audition Clinic.

Audition Camp: (Battery and Front Ensemble)

Thursday, July 9 through Saturday, July 11 – Detailed itinerary TBA

Jag Drumline Camp:

On **Friday, July 31** members of the 2015 Jag Drumline will report to camp.

In order to audition (in July only), students **MUST APPLY ONLINE** (www.jaguarmarchingband.org/drumline) and be enrolled as a **FULL-TIME student** at USA. Students must present their **JAG ID** and a copy of your **FALL 2015 CLASS SCHEDULE** at the time of auditions in July.

You **DO NOT** have to be a music major or minor to participate in the marching band. **ALL percussionists must audition / re-audition** for the Jag Drumline

Every percussionist who gains membership in the USA Marching Band will receive an average of **\$2,000.00 renewable annual scholarship**. As a member, you will enjoy the excitement and pride of being a part of the USA Marching Band.

Please be sure to **periodically check back** on our website for any new music that is added between April 1 and the time of auditions in July. We look forward to you becoming a valuable, contributing member of this organization. Do not hesitate to call or email me if you have any further questions regarding camps or the music in this packet.

Dr. Luis Rivera
Director of Percussion Studies
University of South Alabama
lcrivera-carrero@southalabama.edu
251-460-6247

FREE – AUDITION CLINIC

When:

Saturday, May 30th: 10:00am – 4:00pm

Where:

University of South Alabama –Marching Band Hall

Who:

Incoming Freshman and Transfer students ONLY (beginning Fall 2015).

What:

Preparation for the 2015 Jag Drumline Audition Camp

How:

Visit www.jaguarmarchingband.org and register for the Audition Clinic

WHAT TO BRING TO THE CLINIC

1. Printed Audition Packet in 3 ring binder with clear, plastic sleeves
2. Sticks and Mallets (Bass Drum mallets are provided)
3. Practice Pad / (Pit and Cymbals included)
4. Pencils
5. Highlighter (BD and Cym.)
6. Water Bottle

WHAT NOT TO BRING TO THE CLINIC

1. Your own drum (only practice pads are allowed).
2. Non-auditioning personnel (friends, family)

PHILOSOPHY

The philosophy for the USA Jag' Drumline is based on leadership, musicianship, teamwork, preparation, responsibility and commitment. We strive to teach and work BEYOND just the drumline. Buying into and demonstrating these qualities throughout the entire season will be the key to our success. In addition, you must have a positive attitude and be able to get along with others.

WHAT WE ARE LOOKING FOR

PREPARATION

Preparation refers to how much and how well your practice. It also refers to whether you have spent time reading and studying the entire packet in detail. Your preparation will determine how confident you are when you play and how well you know the material.

TECHNIQUE

Technique refers to grip, stroke, control, and hands. We utilize a RELAXED and REBOUNDED philosophy of technique which produces a quality sound at all levels, speeds, mediums, and playing philosophies that transcend more than just the activity of marching percussion (TRANSFER VALUE).

READING

Reading is NOT optional. With the large quantity of music that college drumlines play, the ability to visually read and verbally count rhythms as well as understand standard stickings is required. We will perform approximately 50 charts including exercises, cadences, cheers, stand tunes, pre-game, and multiple half time shows.

MEMORIZATION

Memorization demonstrates attitude and confidence. It shows that a person is dedicated to being a part of the drumline and has thoroughly prepared. Given that auditions are held so close to the beginning of the Jag' Drumline Camp and USA Marching Band Camp, memorization becomes even more valued.

COLLEGIALITY

Students are expected to treat other students and staff with respect.

TEAMWORK

A team player is someone who is not only willing, but eager to do what is best for the group. Team players embrace their role, regardless of what section they make, and they put the interests of the marching band and drumline ahead of their own.

AUDITIONS

Students **MUST** be enrolled as a **FULL-TIME student** at USA and present a valid **JAG ID** and copy of a **FALL 2015 CLASS SCHEDULE** at the time of the audition. Each section will audition together as an entire marching percussion section on a rotating basis, trying various player combinations. Following that, students will be asked to sight read and play individually. Results will be posted at various points during the camp. **It is highly encouraged that you prepare to audition on various instruments** based on your experiences and strengths (i.e. bass drum / front ensemble or cymbals / snare drum). Students are placed according to their personal strengths and **NEEDS** of the section. Be prepared to audition on multiple instruments within the section. If you are auditioning for the Front Ensemble, please be comfortable playing all exercises/excerpts on marimba, vibraphone, and xylophone. If you are asked to play something that you have not prepared, then do your best. The staff knows this and is more interested in seeing how quickly you learn, your musical aptitude and most importantly, your **ATTITUDE** towards doing it.

Students auditioning on bass drum should prepare multiple parts (#1-5). Cymbal players should pick one of the split parts marked as A (above the line) and B (below the line) in the parts. The cymbal line performs various techniques including crashes, chokes, hi-hats, sizzles, slams, slides, zings, and taps. If you are unfamiliar with these, just do your best. We will work with you upon arrival.

JDL EQUIPMENT (What we use)

The **Jag Drumline** is sponsored by **Pearl** marching percussion instruments, **Remo** drumheads, **Vic Firth** sticks and mallets, and **Sabian** cymbals. **JDL** marches **custom shell, chrome hardware, red-sparkle drums** and **HHX Synergy cymbals**. **JDL** will field up to 8 snares, 4 tenors, 5 bass drums, 8 cymbals as well as up to 12 members in the **Front Ensemble** including 4 marimbas, 2 vibraphones, and 1 xylophone.

NOTE: ALL sticks and mallets **are provided for JDL members** by the USA Marching Band and supporting sponsors. You **WILL** need to bring your own sticks and mallets for auditioning purposes with the exception of those auditioning for bass drum.

PERCUSSION AT USA

Percussion Studies at the University of South Alabama are designed to develop percussionists at the highest level of musicianship and at an appropriate competency in performance and teaching.

Percussion students at the university have the opportunity to experience a wide array of performance opportunities within the percussion department, including the USA Percussion Ensemble, World Music Ensemble, Steel Drum Ensemble, as well as the USA Wind Ensemble, Symphonic Band, Jazz Band, Orchestra, and Basketball Pep Band. You **DO NOT** have to be a major or minor in music to participate in these ensembles. For more information about the USA Percussion Studio and the Department of Music, please visit: www.southalabama.edu/music/percussion.

Cymbals

Double Beat

Murray Gusseck
arr. Luis Rivera

♩ = 140-160

Roll

A Sizzle

Crash-Choke

1-12: Musical notation for measures 1-12. Includes a roll (p), sizzle (f), and crash-choke.

13-22: Musical notation for measures 13-22. Includes HH (p), sizzle (f), and slide.

23-37: Musical notation for measures 23-37. Includes sizzle (mf), measure rests for 2 and 5, and a 12-measure rest.

38-48: Musical notation for measures 38-48. Includes sizzle (f), measure rests, and HH (p).

49-59: Musical notation for measures 49-59. Includes HH (mp), sizzle (f), and HH (f).

60-64: Musical notation for measures 60-64. Includes HH (f) and HH (f).

Jag Flams

Luis Rivera/Matt Greenwood
JDL 2014

Check Pattern - Hi Hat Variation 1 - Play all notes on upbeats

10 Variation 2 - Slides Variation 3 - Slides on Upbeats

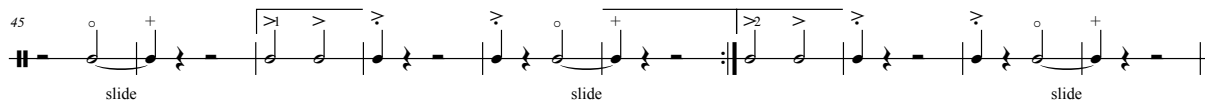
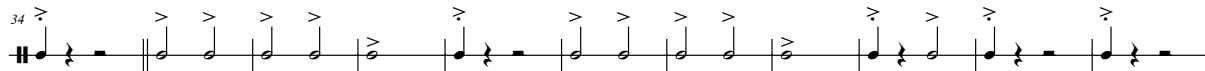
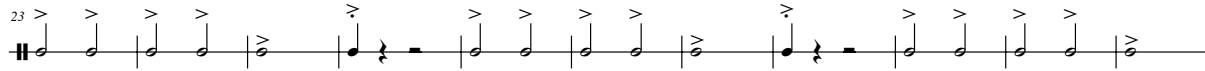
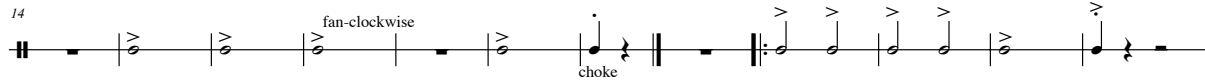
19 Variation 4 - Taps Tap Chokes Unison

28 Variation 5 - Crash Chokes Slams

JAGUAR PRIDE FANFARE - JAGUAR PRIDE

original fight song by MIKE CALDWELL

fanfare and arrangement by WARD MILLER



COPYRIGHT © 2010 UNIVERSITY OF SOUTH ALABAMA JAGUAR MARCHING BAND

Cymbals

Patriotic Medley 2009

arr. by WARD MILLER

VARIOUS

$\text{♩} = 116$

10

$\text{♩} = 96$

19

27

SOUTH SPELL-OUT

Cymbals

Gimme an S!

WARD MILLER

Musical score for Cymbals, consisting of three staves. The first staff begins with a treble clef and a common time signature. It contains rhythmic notation with accents (^) and dynamic markings (>). The second staff starts at measure 12 and includes slurs, accents, and dynamic markings. The third staff starts at measure 24 and includes accents, dynamic markings, and the instruction "choke" written below the staff. The score concludes with a double bar line.

Cymbals $\text{♩} = 152$

SOUTH!

The University of South Alabama

WARD MILLER

Musical score for Cymbals, consisting of four staves. The first staff begins with a dynamic marking of *f* and includes a **SOLO!!!** instruction with a *ff* dynamic. The second staff starts at measure 12. The third staff starts at measure 21 and includes a **SOLO!!!** instruction with a *ff* dynamic. It features two first endings (1. and 2.) and a repeat sign. The fourth staff starts at measure 42 and includes a **SLIDE** instruction over a slur.

TAP / ACCENT

Cymbals

Tenor Variation movements at Letter B: Triangles (inside and outside),
across the drums (3-2-1 and 4-2-1), etc..

Luis Rivera/Matt Greenwood
JDL 2013

$\bullet = 160$

A

B

23

C

46

D

58

67