

Lifestyle & Life Skills

Camera, Light, Film or Digital I

Walter Bower

Intimidated by the settings on your camera? No need to be! Learn how to use your camera in this introductory photography course designed for both traditional film and digital users. Topics covered include camera formats and use, film (media) selection, choosing the correct lens, flash photography, exposure, composition, and the relationship between shutter speed and aperture. By the end of the course you will know how to use the various functions and modes on your particular camera. Field trips include a behind-the-scene's look at a custom color lab, a studio lighting session, and making your own print at the USA Special Courses' darkroom.

09FPH104AG, 9/21/2009 - 11/9/2009
8 Sessions, M from 6:00 PM to 8:00 PM

09FPH104BG, 11/16/2009 - 1/11/2010
8 Sessions, M from 6:00 PM to 8:00 PM
NOTE: No class December 28, 2009

1.6 CEU, \$89

How to Use Your Digital Camera

F. Joseph Calagaz

Interested in becoming more familiar with digital photography, digital cameras and digital photo printing? Joe Calagaz teaches this course on the changing world of photography. You will become more familiar with the operation of digital cameras. In addition, you will learn about digital media, file sizes and types, computer connectivity, digital photo printing, both inkjet and "true photographic", and the costs involved in each. The final class--a practical exercise session--will take place at Calagaz Photo Supply.

NOTE: Bring digital camera and instruction books to all class sessions. Third class meets at Calagaz Photo Supply

09FPH105AG, 9/23/2009 - 10/7/2009
3 Sessions, W from 6:00 PM to 8:00 PM

0.6 CEU, \$67

Camera, Light, Film or Digital II: Beyond the Basics

Vincent Lawson

Move beyond the basic photography skills in this course that offers an in-depth view of camera use, exposure techniques and composition. The instructor discusses how aperture, shutter speed, light, focal length, depth of field, filters and artificial light can be used creatively. You will participate in one classroom and three outdoor sessions where you will learn various functions of your camera. You will have challenges such as photographing moving and still objects with various shutter speeds and taking advantage of natural lighting as it changes. At the end of this course you will have a deeper trust in your ability to operate your camera in automatic and manual mode. This course is designed to immediately follow Camera, Light, Film or Digital I for the Photography Certificate. Bring either digital or film camera to each class, and film if using a film camera.

PREREQUISITE: Camera, Light, Film or Digital I.

09FPH103AG, 9/27/2009 - 10/25/2009
4 Sessions, Su from 2:00 PM to 5:00 PM
NOTE: No class October 4, 2009

09FPH103BG, 11/8/2009 - 11/29/2009
4 Sessions, Su from 2:00 PM to 5:00 PM

1.2 CEU, \$89 (New Price)

Camera, Light, Film or Digital III

Vincent L. Lawson

Take your photography skills to a higher level of expertise as you learn the four essential digital skills: capturing, editing, prepping, and presenting images that can be easily mastered with the RAW format feature included with most digital SLRs. Gain the confidence you need in using this format which yields the greatest control in post-shoot production and even the ability to correct some of your shooting mistakes, such as under- or overexposure. To utilize the power of the RAW format you will need some type of image editing computer software package, which can save files in JPEG or TIFF format.

09FPH107AG, 10/31/2009 - 11/1/2009
2 Sessions, Sa and Su from 12:00 to 4:00 PM

09FPH107BG, 12/5/2009 - 12/6/2009
2 Sessions, Sa and Su from 12:00 to 4:00 PM

0.8 CEU, \$89

"I found that I have broadened my thinking when it comes to my photographs. They have improved in quality greatly."

- Michael Alves

Recently completed the Photography Certificate Program.



Camera and Darkroom

Walter T Bower, Jr.

Walter Bower's basic black and white darkroom course is designed for those who value the beauty and permanence of the gelatin silver black and white print. Each student will be provided with an enlarger station and all chemicals. It is an opportunity to print custom prints that would be cost prohibitive if you paid a lab. Topics covered include: dodging, burning, use of multi-contrast filters, paper selection, composition, and archival processing. If you have a film camera and you want to release your hidden Ansel Adams, this is the course for you.

LOCATION: USA Springhill Campus

NOTE: Registration fee includes darkroom lab fees.

09FPH110AG, 9/22/2009 - 11/10/2009
8 Sessions, Tu from 6:00 PM to 8:30 PM

2.0 CEU, \$99

Intermediate Darkroom Photography

Walter T Bower, Jr.

If you wish to prepare an exhibit-quality portfolio you will benefit from this course. You'll find this course is specific to gelatin silver print photography. Topics include paper selection, expanding tone and range of black and white prints, improving negative quality spotting, hand coloring and mounting prints. This is an intermediate-level darkroom course...not for beginning photography students.

PREREQUISITE: Camera and Darkroom

NOTE: Fee includes darkroom lab fee.

LOCATION: USA Springhill Campus

09FPH130AG, 9/24/2009 - 11/12/2009
8 Sessions, Th from 6:00 PM to 8:30 PM

2.0 CEU, \$99

USA PHOTOGRAPHY CERTIFICATE

USA's Photography Certificate Program teaches the essential skills needed to develop or enhance photography skills. The program provides training in several areas of photography including: camera, darkroom, photographic styles, understanding of techniques and uses, and lighting.

Program Requirements

- 5 required courses,
- 42 contact hours of electives
- Portfolio review

The portfolio or exhibit should demonstrate the candidate's technical proficiency and visual creativity. **Students completing all coursework must** register for the portfolio review. The final project must satisfy an instructor's review committee before the certificate is awarded. Course work must be completed within three years with no more than 2 excused absences per class. Admission to the University is not required for this program.

Required Courses (5)

- Camera, Light, Film or Digital I
- Camera, Light, Film or Digital II: Beyond the Basics
- Camera & Darkroom
- Studio Lighting and Portrait Photography
- Adobe Photoshop/Adobe Photoshop Elements

New classes are routinely added to elective offerings and some elective courses are not offered every term. Students should check the latest catalog for classes being offered.

For application requirements or to register, please see the Certificate Programs application on page 51. The table below outlines the terms courses are scheduled to be offered; however, they can change due to schedule conflicts or new classes being offered.

WINTER

- CLFD I
- CLFD II
- CLFD III
- How to Use Your Digital Camera
- Camera & Darkroom
- Inter. Darkroom
- Studio Lighting & Portrait Photography
- Wedding Photography
- Exploring Photographic Style
- Digital Workflow
- Adobe Photoshop/Elements

SPRING

- CLFD I
- CLFD II
- CLFD III
- How to Use Your Digital Camera
- Camera & Darkroom
- Inter. Darkroom
- Studio Lighting & Portrait Photography
- Light, Perspective & Balance
- High School Senior Photography
- Photographic Walking Tour of Historic Downtown Mobile
- Creative Photographic Design
- Photographing Children
- Business of Photography
- Adobe Photoshop/Elements

SUMMER

- CLFD I
- CLFD II
- CLFD III
- How to Use Your Digital Camera
- Camera & Darkroom
- Inter. Darkroom
- Studio Lighting & Portrait Photography
- High School Senior Photography
- Photographic Style
- Adobe Photoshop/Elements

FALL

- CLFD I
- CLFD II
- CLFD III
- How to Use Your Digital Camera
- Camera & Darkroom
- Inter. Darkroom
- Studio Lighting & Portrait Photography
- Photographing Children
- Business of Photography
- Adobe Photoshop/Elements
- Wedding Photography
- Photography Tour of Bellingrath Lights
- Good Morning Photography Tour of Dauphin Island

Lifestyle & Life Skills



Posing for Profit Sonja M Foshee

Posing techniques can be tricky when trying to get the perfect angle for every shape and size. With this course you will learn the basics of how to pose your clients to slim and enhance their looks in a flattering way. You will be taught the basics of the S curve and C curve, discuss profile, 2/3 and full face posing, clothing, lighting, and the business side of knowing how to pose. By week three, live models will be in the studio for you to practice your posing using studio lights and then reviewed for critiquing. Formal, photojournalistic and event posing will be covered.

NOTE: Bring camera and notebook to each class.

09FPH145AG, 9/21/2009 - 10/12/2009
4 Sessions, M from 6:00 PM to 8:00 PM

0.8 CEU, \$149



Learn to excel in posing with Sonja Foshee in this new course offered this fall. You can learn the basics of how to professionally pose your clients in a flattering way.

Advanced and Creative Photography Gerald R Hodges



Point, shoot and...what? Get to know your camera better with this advanced photography class. You will take a closer look at specific techniques with your camera to take a better quality picture and nourish your creativity. Such techniques include metering and exposure, depth of field, backlighting, ISO settings, white balance, landscapes, character portraits, night time photography, and so much more! The class will have an emphasis on SLR digital photography, but those with good quality 35mm SLR film cameras will benefit as well. It is necessary that you know how to use your mechanical functions and controls on your camera before taking this course.

PREREQUISITE: Must have completed three classes in photography program
NOTE: Handouts included. Bring camera to each class.

09FPH158AG, 9/24/2009 - 10/8/2009
3 Sessions, Th from 6:00 PM to 8:00 PM

6.0 CEU, \$79

The Business of Photography Steven L Goraum

This class prepares you for what it takes to be successful in the photography business. Learn what it takes to setup your business, how to apply for a business license, and how to value and price your product - namely your photographs. Upon completion of this course, you will be comfortable in calculating the true cost of your work along with ideas on how to establish yourself in the photography marketplace. This class has been requested by numerous students and is guaranteed to fill fast. Register early to ensure your space!

09FPH215AG, 9/23/2009 - 10/21/2009
4 Sessions, W from 6:00 PM to 8:00 PM
0.8 CEU, \$99

NOTE: No class October 7, 2009

The Art of Photographing Children: A Workshop Joy H Blaylock

As children are growing up they change almost daily. Portraits are an ideal way to capture a moment in their childhood and make it last forever...picture your child being photographed as a work of art. Join Joy Blaylock as she teaches you how to capture and bring out a child's personality through photography. Explore indoor and outdoor lighting techniques, how to work with props, create great composition, stage your photographs to reflect your personal style, and learn techniques for successfully photographing different ages of children. You will also learn how to develop your own business for photographing children.

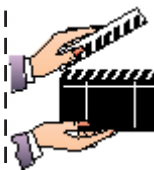
PREREQUISITE: Camera, Light, Film or Digital: Part I

09FPH175AG, 9/22/2009 - 10/20/2009
5 Sessions, Tu from 6:00 PM to 8:00 PM

1.0 CEU, \$149

An exclusive offer for our best customers

We know every choice you make is crucial in today's economy. That's why we're giving you more reasons than ever to keep choosing USA Special Courses for all of your personal development and professional educational needs.



Take 3 & Get 5!

When you register for your third class within a 6 month period, **take \$5 off** the registration fee! It's our way of saying thanks for your repeat business! Just mention this coupon when you register for your third class!

Not valid when used with another discount coupon.
Not all courses are eligible for coupon discounts.

Lifestyle & Life Skills

Photography Tour of Bellingrath's "Magic Christmas in Lights"

Gerald R Hodges,

The "Magic Christmas in Lights" at Bellingrath Gardens and Home is one of the most popular holiday events in the Southeast. This event offers you the perfect opportunity to learn techniques for dusk and night-time photography with low light by utilizing the proper shutter speeds, F-stops and ISO settings to achieve a correct exposure. You will need to bring a 35mm or digital camera with adjustable shutter speed, aperture, ISO settings and a general knowledge of these controls. A lens in the range of 28 - 125 mm would be ideal; however a fixed-lens camera is acceptable also. A short tripod is highly recommended.

NOTE: Course fee DOES include entry fee to Magic Christmas in Lights.

PREREQUISITE: Camera, Light, Film or Digital: Part I

NOTE: Gather at entrance at 5:45 PM. Bring 35mm or digital camera with adjustable shutters speed, camera tripod, lens opening and ISO settings, and a rudimentary knowledge of these controls.

09FPH176AG, 12/07/2009

1 session M from 5:45 PM to 8:30 PM
0.27 CEU, \$59

Get outdoors with your camera and join Gerald Hodges on his tours either at Bellingrath Gardens or Dauphin Island.

Learn new techniques to shoot night-time photography or out in the Mobile weather.

"Good Morning" Photography Tour of Dauphin Island

Gerald R Hodges,


Enjoy the early morning splendor of our own barrier island as the sun and local wildlife begin their day. This workshop will tour the 164-acre Audubon Bird Sanctuary, Dauphin Island Beach, prehistoric ceremonial grounds of Indian Mound Park and historic Fort Gaines. You will learn how to take control of your camera and lens to insure a successful image through exposure and creative composition techniques, effective metering and depth-of-field. A 35mm film or digital camera with interchangeable lenses is required for this workshop. Admission to Fort Gaines is not included in course fee.

PREREQUISITE: Camera, Light, Film or Digital: Part I

NOTE: Bring camera, film, bottled water and bag lunch or snack.

09FPH177AG, 10/10/2009

1 Session Sa from 8:00 AM to 2:00 PM
0.6 CEU, \$125



Studio Lighting and Portrait Photography

Carlos A. Prieto

Lighting is the key to all photography. Learn the various techniques for successful portrait photography with emphasis on creative use of studio lighting. You will learn how to use the various techniques for successful portrait photography with emphasis on creative use of studio lighting. You will also learn how to use natural, artificial, and electronic lights to photograph your subjects. Color to black and white portraiture and children to glamour photography will be covered. Other topics include: different kinds of portraits, posture, lenses and apertures, flash portraits, flash diffusion, reflectors and diffusers, lighting ratios and errors, camera height, and framing the portrait. Volunteer models are needed; experience not required. Students will present their work to family, friends and classmates at their show the last night of class.

NOTE: Bring camera and film to each class.

09FPH171AG, 10/14/2009-11/18/2009

6 Sessions, W 6:00 PM to 8:00 PM

1.2 CEU, \$89



REGISTER ON-LINE

www.usacontinuinged.com

or via FAX (251)431-6408

24-hours a day, 7 days a week!

Lifestyle & Life Skills

Adobe Photoshop/ Adobe Photoshop Elements

Michael J Behr

Explore your creative options and produce quality images using Adobe Photoshop and Adobe Photoshop Elements. This course will highlight the major differences between the two graphics programs so you can decide which software package is best suited to your needs. These powerful software packages offer fast, professional-quality photo enhancement and photo retouching tools. You will learn to adjust color and density of pictures taken with a conventional film camera, a digital camera, or a scanned image. In addition, the course teaches you how to turn color images into black and white pictures and colorize black and white pictures. The instructor will cover the basic and most-needed controls and tools these programs offer, and then he will begin using more advanced tools such as "Adjustment Layers", "Masks", and Blending Modes." Layers, selections, filters, and channels will be demystified. All handouts included in course fee. To succeed in this class you should be fairly proficient with keyboarding skills and knowledge of using a PC. NOTE: Required course in Photography Certificate program.

09FCP732AG, 9/21/2009 - 11/16/2009
9 Sessions, M from 7:00 PM to 9:00 PM
1.8 CEU, \$199

Certified Wedding Planner: Online

Discover how you can be a part of the exciting business of wedding planning as a planner or coordinator. This comprehensive online certificate program will teach you everything an aspiring planner needs to know to get started in the business. This program will provide you with all the tools necessary to start your own business. Tools that you will be able to utilize in your business include contracts, business packages, profiling templates for new clients and tools for designing a signature wedding such as fabric boards, design displays and presentation tools. This online program will also cover how to market your planning services through bridal shows, websites, and public relations.

09FCP660AG, 30 CEU \$1395

Advanced Photo Editing Using Photoshop

Wade T Nelson

If you have a basic knowledge of Photoshop or understand the in's and out's, this course will take you to the next level of creativity available through this powerful software package. Intermediate to advanced techniques will be covered as they relate to digital photography; including airbrushing, selective color and action writing. Additional topics you will cover include posing and basic digital workflow once your images are uploaded. Through a combination of classroom instruction, take home assignments, and practice you will gain an appreciation of Photoshop and the endless possibilities of expressing your creativity digitally.

PREREQUISITE: Adobe Photoshop/Adobe Photoshop Elements.

NOTE: *Class held in computer lab.*

09FPH273AG, 9/25/2009 - 10/23/2009
5 Sessions, F from 6:00 PM to 9:00 PM
1.5 CEU, \$199

Digital Arts Certificate: Online Program

The Digital Arts Certificate program allows you to focus on developing your technical skills and creative artistry in digital photography and imaging. Through course projects, you will apply learned objectives in digital art studies, retouching, compositing, illustration, identity design, color matching and composition studies, photorealistic imaging, color correction and art exhibition development. This online program also includes a course teaching the professional applications Photoshop and Illustrator or equivalent digital imaging and vector drawing tools. Each course in this certificate is instructor-led, project-based and completed at your own pace. Expert instructors provide critique and feedback within one to two business days, helping you build a design portfolio for prospective employers or clients. Photoshop and Illustrator software is not included in course fee; you must purchase each on your own.

09FPH109AG, 22.5 CEU, \$5595

Web Design Training: Online Program

This online Website Design training program focuses on developing the visual graphic and information design skills required to create compelling Web sites. As a student, you'll gain proficiency in the software programs that every Web designer needs to know: Adobe Photoshop, Fireworks, Dreamweaver, and Flash. You'll learn how to create digital images and animations, and build standards-compliant Web sites using either HTML/CSS hand-coding or Web editing programs.

Hands-on projects focus on essential skills and provide experience in professional Web design project scenarios. Class assignments include digital retouching and compositing, XHTML page markup, CSS-based layout and typography, home page and navigation design, Flash graphics and animations, mouseover effects, competitive analysis, site maps, wireframes, mood boards, color palettes, blog layout, and portfolio site design.

NOTE: Students will be required to provide their own software for each of the courses. Once registered, students will have the ability to purchase software through a student software store at discounted prices.

09FCP530AG, 22.5 CEU, \$5595



REGISTER ON-LINE

www.usacontinuinged.com

or via FAX (251)431-6408

24-hours a day, 7 days a week!

Lifestyle & Life Skills



Puppeteering for Fun and Profit

Shari Prestwood

Become a puppet master with this 4-week session and learn how to create, write, and produce an effective and entertaining puppet show. This activity is used in many classrooms to help demonstrate what students learn. In this course, you will learn the types of puppetry, write a script, make hand puppets, work the string puppets, and shadow them.

09FDM180AG, 10/20/2009- 11/10/2009
4 Sessions Tu from 7:00 PM to 8:00 PM
0.4 CEU, \$65



Make Up and Costuming Made Easy

Shari Prestwood

When it comes to costuming, nothing beats homemade. Learn to mix and match with costumes and makeup in this 4-week course. You will learn how to create costumes and make up with little to spend by recreating new costumes from old and learning how to make simple patterns. Participants will learn to make imaginative costumes easily without the hassle of sewing. Create theme costumes for a party, Halloween, and theatre. Brush up on the techniques of applying stage makeup by using what you have at home. Please bring with you to class eyeliner pencil, lipstick, handy wipes, paper towels, make-up sponges, and a small make-up pallet.

09FHM475AG, 9/22/2009- 10/13/2009
4 Sessions Tu from 7:00 PM to 8:00 PM
0.4 CEU, \$65



Stage Acting Workshop

Shari Prestwood

"To be or not to be," is that the question? Develop better acting skills in this 8-week hands-on workshop with an experienced acting instructor. Learn the basic terminology, rules and hints of becoming a skilled actor, and all the aspects involved in a performance. In this workshop you will learn to utilize props and costumes, improve characterization to create believable characters, dance movements, put on basic stage make up, read and rehearse scripts, and create emotional and psychological aspects of characters. The final project will be a class production that will be performed.

09FDM195AG, 9/24/2009-11/12/2009
8 Sessions Th from 6:00 PM to 8:00 PM
1.6 CEU, \$79



Bridge Made Easy

Mildred Groggel

Bridge is a great way to "keep the mind sharp" and meet new people. Want to learn? Sign up for this 12-session course and learn to play the game or better your skills at Bridge. Join our instructor as she teaches you the rules, regulations, and conventions of bridge. She will guide you through the analysis of the deal, play of the hand strategies, opening bids, defensive bidding, take out doubles and passing, big offensive hands, pre-emptive hands, leads, and so much more. Be a part of the fun, social game with friends, where the competition is friendly and the play is of good standard.

LOCATION: Mobile Bridge Center

NOTE: A \$20 student workbook fee will be collected at the first session.

09FED170AG, 9/22/2009-12/15/2009
12 Sessions Tu from 6:00 PM to 8:00 PM
\$15



We Need YOU!

Do you have a hobby or interest that you can share with other adults? Earn extra money by teaching adult enrichment classes. We are looking for exciting new classes on a variety of topics, including but not limited to:

- Making Slip Covers • Feng Shui • Sailing • Pilates • Canning Basics
- Painted Glass • Architectural & Food Photography • Introduction to Tea
- Container Gardening • Cheese Appreciation • Cooking
- Legal Aspects of Medical Office Management • Introduction to Tax Preparation
- Management Skills for the Medical Office • Upholstery
- French Language & Culture • Anatomy and Physiology for Managers & Coders

Courses offered through the USA Center for Continuing Education must be educational in nature. If you would like to submit a course for consideration, please send a resume, a course proposal, including course objectives and content outline, and contact information for two references to:

Sue Allison, Program Director

sallison@usouthal.edu / Fax: (251) 431-6461

Lifestyle & Life Skills


Bob Ross: Landscape Oil Painting Workshop
Kelli N. Bosarge: Bob Ross Certified Instructor

With the Bob Ross Painting Technique, you can achieve a certain amount of success almost immediately! The best part - no artistic talent is needed! You don't even have to know how to draw a straight line. All you need is the desire, some basic techniques, and practice. Using Bob Ross' "wet-on-wet" technique, special firm oil paints, and large brushes-clouds, mountains, trees, and water appear in seconds. Learn to prepare the canvas, mix colors, and employ the technique for using each brush.

SUPPLIES: Supplies: Supply list provided upon registration. Easels and cleaning supplies provided. Bring to class: Four (4) 12x16 stretched canvases and Viva or Bounty paper towels.

LOCATION: Alabama Art Supply, 1001 Downtowner Blvd.

09FAT379AG, 9/23/2009 - 10/14/2009
4 Sessions, W from 6:00 PM to 9:00 PM
1.2 CEU, \$105



Bob Ross Oil Painting Workshop: Florals
Jane Graupp,
Bob Ross Certified Instructor

As millions of people have discovered, it is possible to learn to paint in a short time without any prior experience. With the Bob Ross Floral Painting Technique you can learn to paint beautiful flowers including roses, poppies, daisies, sunflowers, irises, hibiscus, leaves and many more. Like Bob's wet-on-wet landscape method, his floral style lets you complete a painting in a very short amount of time, and with no previous experience. With desire, some basic techniques, and practice, you too can master Bob Ross' "wet-on-wet" technique and watch your painted flowers bloom in seconds! Course instruction will also include how to prepare your canvas, mix colors, and specific techniques for each brush.

SUPPLIES: Supply list provided upon registration. Easels and cleaning supplies provided. Bring to class: Four (4) 12x16 or 11x14 stretched canvases and Viva paper towels.

LOCATION: Alabama Art Supply, 1001 Downtowner Blvd.

09FAT374AG, 11/09/2009 - 11/17/2009
4 Sessions, M & Tu from 6:00 to 9:00 PM
0.9 CEU, \$105

Still Life Painting for Beginners
Susan Downing-White



Learn to paint a luminous still life in the style of the old masters. This beginning level course explores the classical indirect method of painting. Students learn to develop an under-painting with acrylic paints followed by glazing with oils. It makes the process of creating a traditional painting easier to understand. The class examines fat-over-lean paint application, glazing, scumbling, and impasto. You will learn color mixing, paint handling, and brush strokes. We will work from life, so bring a couple of pieces of artificial fruit or vegetables to class to serve as a model. We'll finish two paintings during class.

NOTE: Supply list provided upon registration.

LOCATION: Via! Arlene Mitchell Campus (Formerly Mary Abbie Berg Senior Center on Dauphin Street)

09FAT260AG, 9/24/2009-10/29/2009
6 Sessions, TH from 6:00 PM to 8:00 PM
1.2 CEU, \$89



Join our new instructor Kelli Bosarge for this Bob Ross class and learn the techniques of painting.

Special Courses General Information

Our Promise to you...

- Polite and courteous service from the Center for Continuing Education.
- Customers are a top priority.
- Your opinions and suggestions are valued
- You will receive the highest quality educational experience.
- USA Special Courses will not disclose educational records without written consent from you, the student.



Drawing Studio Tracy C. Host

Using exercises from the fabulous book "Drawing on the Right Side of the Brain" by Betty Edwards, you will find yourself amazed at the skills you can master. Anyone who is willing to follow very simple steps can master drawing skills. You will learn to create successful renderings of the still life, the figure, and the portrait in this course. In addition, you will gain the basic through intermediate concepts of learning to draw and will find out how to continue to improve the skills you learn in this class. Students will benefit from participating in this course more than once as instruction is progressive.

NOTE: Bring pencil and plain copy paper to first class where supply list will be given.

LOCATION: Via! Arlene Mitchell Campus

TEXTBOOK: Drawing on the Right Side of the Brain by Betty Edwards (Optional)

09FAT321AG, 9/22/2009 - 11/10/2009
8 Sessions, Tu from 6:00 PM to 8:00 PM
1.6 CEU, \$99

Polymer Clay Basics Kelly R. Taylor

If you are interested in an inexpensive creative outlet, basic polymer clay sculpting is a great option. Polymer clay never dries out so you can sculpt or form it without being in a hurry! Artists and crafters have used polymer clay to create a wide variety of art from sculpture, jewelry, home décor, doll-making, holiday ornaments to high-end crafts. Through the course of six class sessions, you will be introduced to the techniques used with this medium and the many types of clays available. Express yourself as you learn the basics of clay caning (or millefiori), how to create artwork from these canes, and how to blend colors to achieve your desired results.

NOTE: Starter kit will be supplied for \$60 collected by instructor at the 1st class.

09FAT230AG, 9/25/2009 - 10/30/2009
6 Sessions, F from 6:00 PM to 8:00 PM
1.2 CEU, \$79

Calligraphy Made Easy Ashley M. KupperSmith

The art of calligraphy can be achieved with several styles of lettering and materials. The art of illuminating, or dramatizing, letters and words with calligraphy can turn something as simple as a phrase into a work of art. You will explore the differences between the Art Nouveau, Art Deco, Gothic, Medieval and Celtic styles and the flourishes that add distinctive touches to each. Hands-on instruction will allow you to experiment with pigments, Gold Leaf and borders to complete projects in each class that are functional as well as artistic.

NOTE: Bring to class: Mechanical pencil, ruler, kindergarten practice pad, eraser, and calligraphy pen (No quills & nibs).

09FAT455AG, 9/24/2009 - 11/12/2009
8 Sessions, Th from 6:30 PM to 8:30 PM
1.6 CEU, \$69

FEATURED INSTRUCTOR

Discover new ways to sculpt with polymer clay with the direction given by Kelly Taylor. In this beginners class, you will learn how to create a variety of crafts from claysculpting and blend colors to achieve the style you are looking for. Within six sessions, not only will you know the concept of polymer claying, but you will be able to create it anytime and anywhere you want.



REGISTER ON-LINE

www.usacontinuinged.com

or via FAX (251)431-6408

24-hours a day, 7 days a week!

Lifestyle & Life Skills

Dog Obedience

Barbara D Robinson: *AKC Canine Good Citizenship Evaluator, Member National Association Dog Obedience Instructors*

Is life with your new (or old) pet unbearable? Then join us for this class which will help your pet learn appropriate behavior for pet companionship and citizenship. Knowledge of your dog's behavior will be explored. All basic obedience commands will be covered. Dogs from 6 months to 12 years old are welcome. Your pet's graduation certificate will be included. AKC Good Citizenship testing and certification, which take place at the final class session along with the awarding of your dog's graduation certificate, are included in course fee.

LOCATION: Employee parking lot behind USA Technology and Research Park, Bldg. III (formerly known as Health Services Foundation Building)

09FMC100AG, 9/21/2009 - 11/09/2009
8 Sessions, M from 6:30 PM to 8:00 PM
1.2 CEU, \$79

Herb Gardening Made Easy

Thomas H Daugherty

Learn herbal gardening basics whether it is in your backyard or windowsill garden. Learn when to plant and how to plant herbs. Also covered are herb varieties, how to use which herb for what, and how to preserve them. You will get a useful guide providing all the information needed to get started. We particularly observe the growing of herbs in our coastal region.

NOTE: Refund period valid only up to one business day prior to class start date.

09FHM401AG, 9/21/2009
1 Session, M from 6:00 PM to 9:00 PM
0.2 CEU, \$25

Dog Obedience Intermediate: The Next Step

Barbara D Robinson

Send Sparky back to school with Barbara Robinson's intermediate course! If your pooch has completed a beginner class, consider teaching him off lead work, retrieving and hand signals. By the end of this course you'll have your beloved four-legged friend able to recognize all your signals, retrieving dumbbells 15 feet away and pass the novice healing pattern. Dogs should be over 9 months old and have graduated from a beginner obedience course that included all basic commands. Even Sparky can learn something new!

SAVE \$9 on the Intermediate Dog Obedience class if Sparky completed the beginner class!

Location: Employee parking lot behind USA Technology and Research Park, Bldg. III (formerly known as Health Services Foundation Building)

09FMC113AG, 9/23/2009 - 11/11/2009
8 Sessions, W from 6:30 PM to 8:00 PM
1.2 CEU, \$79

"Tim enlightened us thoroughly on the varieties of trees, scrubs and, ground cover. His designs were imaginative and enjoyable."

- John Manning

Slipcovers: Recycle, Reuse, Recover

Jacqueline Hawkins

Is that chair in the corner of your living room looking a little worn, but you can't stand the thought of getting rid of it or afford to completely recover it? Give it a fresh new look for not a lot of money with a slipcover. All you need is the right amount of fabric and a sewing machine. Get a jump-start on a fresh, spring-look for your room with a makeover for a key piece of furniture whether it's a chair, sofa, or ottoman. Best of all, by learning to do this yourself you can customize your slipcover to match your own distinctive style or make one for each season! A great course to bring a buddy with you and save \$5 on your registration!

LOCATION: Jackie's Slipcovers: 6711-C Old Shell Road.

NOTE: Bring portable sewing machine.

09FHM510AG, 9/21/2009 - 11/09/2009
8 Sessions, M from 6:00 PM to 8:00 PM
1.6 CEU, \$89

Landscape Planning & Design

Timothy D Bullion, A.S.L.A.

This is an ideal course for those interested in landscape design at home or for those who just need help with a problem yard. The course will provide you with a basic knowledge of the design process as it relates to residential landscape architecture. Topics will include plants and forms with an emphasis on their function in the overall design, and problems in design involving patios, decks, courtyards, pools, etc. A three-ring binder and numerous hand-outs will be provided to class participants.

SUPPLIES: Bring drawing paper and pencil.

09FHM400AG, 9/23/2009 - 10/28/2009
6 Sessions, W from 6:00 PM to 8:00 PM
1.2 CEU, \$75

Lifestyle & Life Skills

Painted Furniture

Kenneth B Lawley

Do you have an old piece of furniture in the attic or corner that has seen better days, but you just don't have the heart to throw it away? Do you have a new piece that you wish looked a little more aged? Or perhaps you would like to add some decorative touches to your existing furniture, cabinets or walls that would show your unique personal touch? With a little effort, some paint or glaze and your own imagination, you can learn how to achieve this. Using the proper techniques and tools you will learn how to decoupage, hand paint and faux finish your piece into a one-of-a-kind. Everything you need to know from prepping your piece to sealing and protecting it will be covered in this class

NOTE: Supply list provided at 1st class.

09FHM515AG, 9/24/2009 - 10/29/2009
6 Sessions, Th from 6:00 PM to 8:00 PM
1.2 CEU, \$79

Holiday Decorating Ideas

Kenneth B Lawley

Homes have long been decorated with wreaths to signify the arrival of the holiday season. In this two-session class you will see how to make a beautiful wreath to decorate doors, windows or fireplaces using bows, personal or handmade items or elements from nature. You will also learn how to use wreaths, fabric and natural items to create one of a kind tablescapes for entertaining. Bring your own wreath to class and learn to develop your own personal style of wreath-decorating. You will receive a supply list at the first class session.

09FHM487AG, 11/03/2009-11/10/2009
2 Sessions, Tu from 6:00 PM to 7:30 PM
0.3 CEU, \$29

Interior Design

Kenneth B Lawley

Instructor Kenny Lawley makes it simple for you to learn the fundamentals of interior design-starting with the basics of floor plans. Then the instructor will teach you how to use templates to create furniture layouts for different floor plans. Lawley discusses most design styles and you gain the tools to select a style to fit their lifestyle. In addition, students will learn how to select appropriate colors and how to decorate with color schemes.

The instructor also gives advice on selecting wall finishes, flooring, ceiling finishes, upholstery, fabrics, paints, accessories and lighting. Sign up for this interior design class and learn to create your own style with confidence.

09FHM249AG, 9/22/2009 - 10/27/2009
6 Sessions, Tu from 6:00 PM to 8:00 PM
1.2 CEU, \$79

"Kenny gave me the confidence that I could do anything I put my mind and heart to."

- Katiany Jorge

Interior Design: Online Certificate Program

This nationally recognized Interior Design online course is an exciting interactive certificate program where you will learn to create spaces for living, working and enjoyment. The program focuses on design theory, design process methods and design studio work. The learning sequence study included are the design elements and principles, color theory, programming, space planning and the design of residential, commercial and retail spaces. You can set the pace for learning, sequencing and style of learning that best suits you individually. This course mimics a real-world professional design experience and uses the communication and design tools most frequently used in the industry. This program will prepare you for an entry-level position in the booming design industry.

Students should have basic computer skills and be comfortable navigating the Internet. An Internet connection and e-mailing capabilities are also required. While not required, it is strongly recommended that students have basic architectural drafting and/or AutoCAD basics, a basic drawing class that includes perspective drawing, and a basic design class is encouraged. Students should also know how to use Microsoft Word, Adobe Photoshop, and PowerPoint.

09FHM248AG, 35.0 CEU, \$2395



REGISTER ON-LINE

www.usacontinuinged.com

or via FAX (251)431-6408

24-hours a day, 7 days a week!

Lifestyle & Life Skills

Beginning Guitar

Paul M Williams

Have you ever wished to learn to play the guitar? This course is designed to teach you the basic principles of playing the guitar in a small group setting with hands-on practice. You will learn basic left-handed and right-handed techniques, how to read musical notes and basic chords, and notes on the guitar neck. Upon completing the course you will be able to perform basic songs. You will need to bring an acoustic or classical guitar, textbook and notebook to all class sessions. *Please bring portable music stand to each class.*

TEXTBOOK: Mel Bay's Modern Guitar Method Grade I.

09FMU549AG, 9/23/2009 - 11/18/2009
9 Sessions, W from 7:00 PM to 8:00 PM
0.9 CEU, \$89

Intermediate Guitar

Paul M Williams

Continue mastering your skills in playing the guitar with this intermediate course. Course topics to be covered include advanced rhythm patterns, chords, scales and song structures. Picking techniques to be covered include: flat-picking, finger-picking for right or left hand, Travis picking, and claw and hammer techniques. Advanced left-handed techniques including hammer-ons, pull-offs, slurs and bends will also be covered. You will develop improvisation skills in order to play songs heard on the radio or your favorite CD. This course is designed for anyone who has completed a beginning guitar class or has basic skills in playing chords and scales. *Please bring portable music stand to each class.*

TEXTBOOK: Mel Bay's Modern Guitar Method Grade 2.

09FMU552AG, 9/23/2009 - 9/18/2009
9 Sessions, W from 8:00 PM to 9:00 PM
0.9 CEU, \$94

Fun With Flowers

Thekla Wilkinson, M.A., Owner
Forget-Me-Knot Floral Presentation

Learn to arrange flowers for friends or to give as gifts. This hands-on class teaches the basics of floral design from bow making to wedding work, and everything in between. In class, the instructor teaches the basics of design, and you learn to apply them. You will practice design techniques by arranging flowers during class time, and all floral work is conducted using fresh flowers. In addition, you will learn the appropriate arrangements for certain types of containers. Class topics include: Introduction to wiring, bow making, and principles of design; Arranging Roses; Wedding Work; Arrangements and Centerpieces; Daisy Baskets and Spring Bouquets; and Artificial Arrangements.

NOTE: \$35 supply fee collected at first class. Please bring scissors and wire clippers to each class.

LOCATION: Forget-Me-Knot

09FCR301AG, 9/24/2009 - 10/29/2009
6 Sessions, Th from 6:00 PM to 8:00 PM
1.2 CEU, \$59



Come learn the guitar with Paul this fall and by winter you will be ready to sit on your front porch and strum!




You're on the Air (How to Really Make it in Voice Overs)

Dan Levine, President Such a Voice

With such notable talent as James Earl Jones, Linda Hunt and Donald Sutherland lending their voices to commercials, film, and videos, you might think that it would be next to impossible to break into this field. You'll learn about an exciting, new way to get around the competition and actually turn voice-overs into a thriving full or part-time business. Watch this informative, state-of-the-art webcast from the comfort of your own home and discover the numerous opportunities, the income potential, the all important voice demo and how to have it produced. At the end of the webcast you will be able to call a toll-free number and have a free voice over evaluation from the Such A Voice team.

09FBU415AG, 10/08/2009
1 Session, Th from 7:00 PM to 8:30 PM
0.2 CEU, \$35



The Center for Continuing Education follows official University of South Alabama decisions regarding class closings. Information about class closings due to inclement weather or other emergencies can be obtained by calling the USA Emergency/Weather Hotline at **460-6999** or online at www.southalabama.edu

Lifestyle & Life Skills

New!

Holiday Hors D'oeuvres

Robin Ann Lea

Are you entertaining guests this holiday season in your home? Brush up on fresh ideas on what to serve before the main course. In this 4-week session, you will look at popular appetizers and create new recipes to present to your guests. Get hands-on experience with presentation and cooking techniques on how to prepare anything from dips and spreads to sweets and chocolates. Discover finger foods that include meats, seafood and puff pastries. There are limitless tablescapes and items to serve your guests that'll keep them talking.

NOTE: A \$30 meal fee collected at first class session.

Location: Bayside Dinners located at 5212-E Cottage Hill Road, corner of Cottage Hill and University Blvd. (next door to TCBY)

09FCK508AG, 10/26/2009 - 11/16/2009
4 Sessions, M from 6:00 PM to 8:00 PM
0.8 CEU, \$74

Learn how to create new Hors D'oeuvres for this holiday season with Robin Ann Lea. Discover yummy finger foods or satisfy your sweet tooth with these new ideas.

Demystifying Middle Eastern Dinners

Robin Ann Lea

Learn the techniques essential to preparing some of the most popular food dishes of the Middle East. You will learn recipes and techniques through demonstrations in each class as you begin with appetizers and work your way to desserts. You will receive handouts with detailed recipes and information on techniques, kitchen safety, recipe and menu building and the Middle Eastern culture. Each class will conclude with a question and answer period around recipes and techniques covered that session.

LOCATION: Bayside Dinners

09FCK166AG, 9/21/2009 - 10/12/2009
4 Sessions, M from 6:00 PM to 8:00 PM
0.8 CEU, \$74



Basic Horticulture

Virginia V Allen

Growing a healthy garden and landscaped lawn along the Gulf Coast doesn't have to be tricky or difficult. Once you understand the basics of horticulture, anyone can turn their brown thumb green. In this five-week course you will gain an understanding of how to successfully choose the proper plants for different landscape and garden situations and how to care for those plants. You will learn the fundamental basics for designing your landscape along with plant nutrition, pest and disease management. The course will also include a field trip to Mobile Botanical Gardens to see a real-life application of principles learned.

09FHM458AG, 9/23/2009 - 10/21/2009
5 Sessions, W from 6:00 PM to 8:00 PM
1.0 CEU, \$65

HELP YOUR CLASS MAKE!

Special Courses makes decisions to cancel a course based on enrollment one working day prior to the class start date. Please enroll early to ensure your class makes!



REGISTER ON-LINE

www.usacontinuinged.com

or via FAX (251)431-6408

24-hours a day, 7 days a week!