

Lifestyle & Life Skills

Camera, Light, Film or Digital I

Walter T Bower, Jr.

Intimidated by the settings on your camera? No need to be! Learn how to use your camera in this introductory photography course designed for both traditional film and digital users. Topics covered include camera formats and use, film (media) selection, choosing the correct lens, flash photography, exposure, composition, and the relationship between shutter speed and aperture. By the end of the course you will know how to use the various functions and modes on your particular camera. Field trips include a behind-the-scene's look at a custom color lab, a studio lighting session, and making your own print at the USA Special Courses' darkroom.

10IPH104AG, 1/25/2010 - 3/15/2010
8 Sessions, M from 6:00 PM to 8:00 PM

1.6 CEU, \$89

How to Use Your Digital Camera

Joe Calagaz

Interested in becoming more familiar with digital photography, digital cameras and digital photo printing? Joe Calagaz teaches this course on the changing world of photography. You will become more familiar with the operation of digital cameras. In addition, you will learn about digital media, file sizes and types, computer connectivity, digital photo printing, both inkjet and "true photographic", and the costs involved in each. The final class--a practical exercise session--will take place at Calagaz Photo Supply.

NOTE: Bring digital camera and instruction books to all class sessions.

10IPH105AG, 1/20/2010 - 2/3/2010
3 Sessions, W from 6:00 PM to 8:00 PM

0.6 CEU, \$67

Third class meets at Calagaz Photo Supply.

Camera, Light, Film or Digital II: Beyond the Basics

Vincent L Lawson

Move beyond the basic photography skills in this course that offers an in-depth view of camera use, exposure techniques and composition. The instructor discusses how aperture, shutter speed, light, focal length, depth of field, filters and artificial light can be used creatively. You will participate in one classroom and three outdoor sessions where you will learn various functions of your camera. You will have challenges such as photographing moving and still objects with various shutter speeds and taking advantage of natural lighting as it changes. At the end of this course you will have a deeper trust in your ability to operate your camera in automatic and manual mode. This course is designed to immediately follow Camera, Light, Film or Digital I for the Photography Certificate. Bring either digital or film camera to each class, and film if using a film camera.

PREREQUISITE: Camera, Light, Film or Digital I.

10IPH103AG, 1/31/2010 - 2/28/2010
4 Sessions, Su from 2:00 PM to 5:00 PM
NOTE: No class February 14, 2010

10IPH103BG, 3/14/2010 - 4/4/2010
4 Sessions, Su from 2:00 PM to 5:00 PM
1.2 CEU, \$89

Camera, Light, Film or Digital III

Vincent L Lawson


Take your photography skills to a higher level of expertise as you learn the four essential digital skills: capturing, editing, prepping, and presenting images that can be easily mastered with the RAW format feature included with most digital SLRs. Gain the confidence you need in using this format which yields the greatest control in post-shoot production and even the ability to correct some of your shooting mistakes, such as under- or overexposure. To utilize the power of the RAW format you will need some type of image editing computer software package, which can save files in JPEG or TIFF format.

PREREQUISITE: Camera, Light, Film or Digital II

10IPH107AG, 1/23/2010 - 1/24/2010
2 Sessions, Sa and Su from 12 Noon to 4:00 PM

10IPH107BG, 2/6/2010 - 2/7/2010
2 Sessions, Sa and Su from 12 Noon to 4:00 PM

0.8 CEU, \$89



"[Vincent Lawson] keeps things moving but also allows time for hands-on training."

- Erin Wainwright



Camera and Darkroom

Walter T Bower, Jr.

Walter Bower's basic black and white darkroom course is designed for those who value the beauty and permanence of the gelatin silver black and white print. Each student will be provided with an enlarger station and all chemicals. It is an opportunity to print custom prints that would be cost prohibitive if you paid a lab. Topics covered include: dodging, burning, use of multi-contrast filters, paper selection, composition, and archival processing. If you have a film camera and you want to release your hidden Ansel Adams, this is the course for you.

LOCATION: USA Springhill Campus

NOTE: Registration fee includes darkroom lab fees.

10IPH110AG, 1/19/2010 - 3/16/2010
8 Sessions, Tu from 6:00 PM to 8:30 PM

2.0 CEU, \$105 (New Price!)

NOTE: No class February 16, 2010

Intermediate Darkroom Photography: Portfolio Development

Walter T Bower, Jr.

If you wish to prepare an exhibit-quality portfolio you will benefit from this course. You'll find this course is specific to gelatin silver print photography. Topics include paper selection, expanding tone and range of black and white prints, improving negative quality spotting, hand coloring and mounting prints. This is an intermediate-level darkroom course...not for beginning photography students.

PREREQUISITE: Camera and Darkroom

NOTE: Fee includes darkroom lab fee.

LOCATION: USA Springhill Campus

10IPH130AG, 1/21/2010 - 3/11/2010
8 Sessions, Th from 6:00 PM to 8:30 PM

2.0 CEU, \$105 (New Price!)

USA PHOTOGRAPHY CERTIFICATE

USA's Photography Certificate Program teaches the essential skills needed to develop or enhance photography skills. The program provides training in several areas of photography including: camera, darkroom, photographic styles, understanding of techniques and uses, and lighting.

Program Requirements

- 5 required courses,
- 42 contact hours of electives
- Portfolio review

The portfolio or exhibit should demonstrate the candidate's technical proficiency and visual creativity. **Students completing all coursework must** register for the portfolio review. The final project must satisfy an instructor's review committee before the certificate is awarded. Course work must be completed within three years with no more than 2 excused absences per class. Admission to the University is not required for this program.

Required Courses (5)

- Camera, Light , Film or Digital I
- Camera, Light, Film or Digital II: Beyond the Basics
- Camera & Darkroom
- Studio Lighting and Portrait Photography
- Adobe Photoshop/Adobe Photoshop Elements

New classes are routinely added to elective offerings and some elective courses are not offered every term. Students should check the latest catalog for classes being offered.

For application requirements or to register, please see the Certificate Programs application on page 51. The table below outlines the terms courses are scheduled to be offered; however, they can change due to schedule conflicts or new classes being offered.

WINTER

- CLFD I
- CLFD II
- CLFD III
- How to Use Your Digital Camera
- Camera & Darkroom
- Intermediate Darkroom
- Studio Lighting & Portrait Photography
- Exploring Photographic Style
- Digital Workflow
- Adobe Photoshop/Elements
- Portrait Photoshop Retouching

SPRING

- CLFD I
- CLFD II
- CLFD III
- How to Use Your Digital Camera
- Camera & Darkroom
- Intermediate Darkroom
- Studio Lighting & Portrait Photography
- Light, Perspective & Balance
- High School Senior Photography
- Photographic Walking Tour of Historic Downtown Mobile
- Photographing Children
- Business of Photography
- Adobe Photoshop/Elements

SUMMER

- CLFD I
- CLFD II
- CLFD III
- How to Use Your Digital Camera
- Camera & Darkroom
- Intermediate Darkroom
- Studio Lighting & Portrait Photography
- High School Senior Photography
- Photographic Style
- Adobe Photoshop/Elements
- Wedding Photography

FALL

- CLFD I
- CLFD II
- CLFD III
- How to Use Your Digital Camera
- Camera & Darkroom
- Intermediate Darkroom
- Studio Lighting & Portrait Photography
- Photographing Children
- Business of Photography
- Adobe Photoshop/Elements
- Wedding Photography
- Photography Tour of Bellingrath Lights
- Good Morning Photography Tour of Dauphin Island
- Posing for Profit

Lifestyle & Life Skills



Portrait Photoshop Retouching

Chelsea S Hargett

Discover how professionals retouch and shape up images in Adobe Photoshop. Learn the techniques for making your subject look their best, while still looking natural and un-retouched. You will learn the tools and filters to remove skin blemishes, wrinkles, birthmarks, and smooth skin tones. Choose the best head shots from a group session and "swap" them together for a perfect image. By the end of this course, you will also know the techniques of lighting and toning in an image. Make your portraits more impressive through simple photo retouching, enhancing a face, and creating mystical lighting photo effects.

NOTE: Bring blank dvd to class.

10IPH172AG, 1/21/2010 - 3/18/2010
9 Sessions, Th from 6:00 PM to 8:00 PM

1.8 CEU, \$199

The Business of Photography

Steven L Goraum

This class prepares you for what it takes to be successful in the photography business. Learn what it takes to setup your business, how to apply for a business license, and how to value and price your product - namely your photographs. Upon completion of this course, you will be comfortable in calculating the true cost of your work along with ideas on how to establish yourself in the photography marketplace. This class has been requested by numerous students and is guaranteed to fill fast. Register early to ensure your space!

10IPH215AG, 1/20/2010 - 2/10/2010
4 Sessions, W from 6:00 PM to 8:00 PM

0.8 CEU, \$99

Studio Lighting and Portrait Photography

Carlos A Prieto

Lighting is the key to all photography. Learn the various techniques for successful portrait photography with emphasis on creative use of studio lighting. You will learn how to use the various techniques for successful portrait photography with emphasis on creative use of studio lighting. You will also learn how to use natural, artificial, and electronic lights to photograph your subjects. Color to black and white portraiture and children to glamour photography will be covered. Other topics include: different kinds of portraits, posture, lenses and apertures, flash portraits, flash diffusion, reflectors and diffusers, lighting ratios and errors, camera height, and framing the portrait. Volunteer models are needed; experience not required. Students will present their work to family, friends and classmates at their show the last night of class.

NOTE: Bring camera and film to each class.

10IPH171AG, 2/3/2010 - 3/10/2010
6 Sessions, W from 6:00 PM to 8:00 PM

1.2 CEU, \$89

"Steve taught a subject I dreaded (took a class I felt I should take) and it became my favorite. Outstanding instructor."

- Denise Hastings

Posing for Profit Workshop

Sonja M Foshee

Posing techniques can be tricky when trying to get the perfect angle for every shape and size. You will learn the basics of posing your clients to achieve a slim profile and enhance their looks. You will be taught the basics of the S curve and C curve, discuss profile, 2/3 and full face posing, clothing, lighting, and the business side of knowing how to pose your clients. By week three, live models will be in the studio for you to practice your posing using studio lights and then reviewed for critiquing. Formal, photojournalistic and event posing will be covered.

NOTE: Bring camera and notebook to each class.

10IPH145AG, 1/25/2010 - 2/15/2010
4 Sessions, M from 6:00 PM to 8:00 PM

0.8 CEU, \$149



Learn to excel in posing with Sonja Foshee in this course offered this winter. You can learn the basics of how to professionally pose your clients in a flattering way.

Lifestyle & Life Skills

Advanced and Creative Photography

Gerald R Hodges, The Racing Reporter

Point, shoot and...what? Get to know your camera better with this advanced photography class. You will take a closer look at specific techniques with your camera to take a better quality picture and nourish your creativity. Such techniques include metering and exposure, depth of field, backlighting, ISO settings, white balance, landscapes, character portraits, night time photography, and so much more! The class will have an emphasis on SLR digital photography, but those with good quality 35mm SLR film cameras will benefit as well. It is necessary that you know how to use your mechanical functions and controls on your camera before taking this course.

PREREQUISITE: Must have completed three classes in photography program

NOTE: Handouts included. Bring camera to each class.

10IPH158AG, 1/21/2010 - 2/4/2010

3 Sessions, Th from 6:00 PM to 8:00 PM

6.0 CEU, \$79

Mardi Gras Photography Workshop


Gerald R Hodges, The Racing Reporter

If you enjoy photography and the local tradition of Mardi Gras - combine them as you learn to document special events such as this. With the masked revelers, colorful floats, marching bands and active street scenes, Mardi Gras is a playground for the photography enthusiast. At the beginning of this workshop you will review the fundamentals of light, aperture, speed and depth of field then apply these as you develop your own creative style. You will not need a camera bag full of equipment, only your basic 35mm SLR (either film or digital), flash, and zoom lens (preferably 28-200mm), and a desire to have fun. A basic knowledge of photography and operation of your camera and flash are all the prerequisites.

10IPH230AG, 2/16/2010

1 Session, Tu from 8:00 AM to 12:00 PM

0.4 CEU, \$69



Be creative with your camera and join Gerald Hodges with his Mardi Gras workshop or creative photography class. Learn to document special events and take better quality photos.

An exclusive offer for our best customers

We know every choice you make is crucial in today's economy. That's why we're giving you more reasons than ever to keep choosing USA Special Courses for all of your personal development and professional educational needs.



Take 3 & Get 5!

When you register for your third class within a 6 month period, **take \$5 off** the registration fee!

It's our way of saying thanks for your repeat business! Just mention this coupon when you register for your third class!

Not valid when used with another discount coupon.
Not all courses are eligible for coupon discounts.

2010 Summer Camps!

The USA Center for Continuing Education's Summer Camp staff is busy planning cool and fun camps for kids this summer!

Call us at 251.431.6536 to receive this year's summer camp brochure as soon as it is available.



Lifestyle & Life Skills

Adobe Photoshop/Adobe Photoshop Elements

Michael A Behr

Explore your creative options and produce quality images using Adobe Photoshop and Adobe Photoshop Elements. This course will highlight the major differences between the two graphics programs so you can decide which software package is best suited to your needs. These powerful software packages offer fast, professional-quality photo enhancement and photo retouching tools. You will learn to adjust color and density of pictures taken with a conventional film camera, a digital camera, or a scanned image. In addition, the course teaches you how to turn color images into black and white pictures and colorize black and white pictures. The instructor will cover the basic and most-needed controls and tools these programs offer, and then he will begin using more advanced tools such as "Adjustment Layers", "Masks", and Blending Modes." Layers, selections, filters, and channels will be demystified. All handouts included in course fee. To succeed in this class you should be fairly proficient with keyboarding skills and knowledge of using a PC.

NOTE: Required course in Photography Certificate program.

10IPH732AG, 1/25/2010 - 3/22/2010
9 Sessions, M from 7:00 PM to 9:00 PM

1.8 CEU, \$199



"[Michael Behr] takes the time to answer questions and offers help as needed."

- Carla Carter

Digital Arts Certificate using Photoshop and Illustrator: Online

The Digital Arts Certificate program allows you to focus on developing your technical skills and creative artistry in digital photography and imaging. Through course projects, you will apply learned objectives in digital art studies, retouching, compositing, illustration, identity design, color matching and composition studies, photorealistic imaging, color correction and art exhibition development. This online program also includes a course teaching the professional applications Photoshop and Illustrator or equivalent digital imaging and vector drawing tools. Each course in this certificate is instructor-led, project-based and completed at your own pace. Expert instructors provide critique and feedback within one to two business days, helping you build a design portfolio for perspective employers or clients. Photoshop and Illustrator software is not included in course fee; you must purchase each on your own.

10IPH109AG, 22.5 CEU, \$5595

Certified Wedding Planner: Online

Discover how you can be a part of the exciting business of wedding planning as a planner or coordinator. This comprehensive online certificate program will teach you everything an aspiring planner needs to know to get started in the business. This program will provide you with all the tools necessary to start your own business. Tools that you will be able to utilize in your business include contracts, business packages, profiling templates for new clients and tools for designing a signature wedding such as fabric boards, design displays and presentation tools. This online program will also cover how to market your planning services through bridal shows, websites, and public relations.

10ICP660AG, 30 CEU \$1395

Website Design Training: Online Program

This online Website Design training program focuses on developing the visual graphic and information design skills required to create compelling Web sites. As a student, you'll gain proficiency in the software programs that every Web designer needs to know: Adobe Photoshop, Fireworks, Dreamweaver, and Flash. You'll learn how to create digital images and animations, and build standards-compliant Web sites using either HTML/CSS hand-coding or Web editing programs.

Hands-on projects focus on essential skills and provide experience in professional Web design project scenarios. Class assignments include digital retouching and compositing, XHTML page markup, CSS-based layout and typography, home page and navigation design, Flash graphics and animations, mouseover effects, competitive analysis, site maps, wireframes, mood boards, color palettes, blog layout, and portfolio site design.

NOTE: Students will be required to provide their own software for each of the courses. Once registered, students will have the ability to purchase software through a student software store at discounted prices.

10ICP530AG, 22.5 CEU, \$5595

Get ahead in event planning and learn the practical knowledge of this industry in our Event Management and Design online course on page 47.

Lifestyle & Life Skills



Bridge Made Easy: Part 2

Mickey T Groggel, M.S., ACBI
Accreditation

Ready for round 2? If you completed the Bridge Made Easy course or have played social bridge and would like to improve your game, then join us. This course is for the intermediate player who wants to learn leads against no trumps and suits, the play of the long suit and how to get more tricks, bulls eye bidding, no trump bidding, opening the weak two bid, take out doubles, learning the seven deadly finesses, and so much more. By the end of class you will be able to define the rules for the first and second seat openings, bid different 10 conventions, define four responses to partners opening, and identify different types of slam bidding. Each class will consist of a lecture regarding a new concept or convention and a supervised play of the hand.

NOTE: A \$21 workbook fee will be collected at the 1st class.

10IED175AG, 1/19/2010 - 4/13/2010
12 Sessions, Tu from 6:00 PM to 8:00 PM
NOTE: No class February 16, 2010

2.3 CEU, \$15



The Center for Continuing Education follows official University of South Alabama decisions regarding class closings. Information about class closings due to inclement weather or other emergencies can be obtained by calling the USA Emergency/Weather Hotline at **460-6999** or online at www.southalabama.edu

Stage Acting Workshop

Shari P Prestwood

"To be or not to be," is that the question? Develop better acting skills in this hands-on workshop with an experienced acting instructor. Learn the basic terminology, rules and technique tips for becoming a skilled actor while learning all aspects involved in a performance. In this workshop you will learn to utilize props and costumes, improve characterization to create believable characters, dance movements, apply basic stage make up, read and rehearse scripts, and create emotional and psychological aspects of characters. The final project will be a class production that will be performed.

10IDM195AG, 1/21/2010 - 3/11/2010
8 Sessions, Th from 6:00 PM to 8:00 PM

1.6 CEU, \$79



TEXTBOOKS

Textbooks for all instructor-led courses in this publication are available at the USA Bookstore in the Student Center on main campus in the Continuing Education Noncredit Section. To contact the bookstore, call (251)460-7011.

Bookstore Hours:

Monday & Tuesday
8 am - 6 pm
Wednesday, Thursday, Friday
8 am - 5 pm

We Need YOU!

Do you have a hobby or interest that you can share with other adults? Earn extra money by teaching adult enrichment classes. We are looking for exciting new classes on a variety of topics, including but not limited to:

Feng Shui • Sailing • Pilates • Canning Basics • French
Architectural & Food Photography • Introduction to Tea
Container Gardening • Cheese Appreciation • Cooking
Legal Aspects of Medical Office Management
Introduction to Tax Preparation
Management Skills for the Medical Office
Anatomy and Physiology for Managers & Coders

Courses offered through the USA Center for Continuing Education must be educational in nature. If you would like to submit a course for consideration, please send a resume, a course proposal, including course objectives and content outline, and contact information for two references to:

Catherine Drake

cdrake@usouthal.edu

PH: (251)431-6405 / Fax: (251) 431-6408

Lifestyle & Life Skills

New!

Bob Ross Seascape Painting Workshop
Kelli N Bosarge, Certified Bob Ross Instructor

Get your paint brushes ready! Learn to paint skies, clouds, water, waves, and more using the Bob Ross wet-on-wet technique. In this class you will learn how to use the tools to create and complete four seascape oil paintings. Simply follow instructions in using five specially designed tools and watch seascapes come to life. No prior experience is required.


LOCATION: Via! Arlene Mitchell Campus, 1717 Dauphin Street.
NOTE: Supply list provided upon registration

10IAT381AG, 1/20/2010 - 2/10/2010
4 Sessions, W from 5:00 PM to 8:00 PM

1.2 CEU, \$105



Join Kelli Bosarge for this Bob Ross class and learn the techniques of painting.



Bob Ross Oil Painting Workshop: Beginning Wildlife: "The Eyes"
Jane GrauppCRI, CRFI, CRWI

Bob Ross Wildlife Painting is a unique technique developed in keeping with the world famous Bob Ross wet-on-wet style of painting. Learn how wildlife paints and brushes differ from other Bob Ross materials. This course will be an introduction to eyes, the central focus point of any animal. Students will complete an "eye chart" and the facial portion of a Puma. The course will include preparing the canvas, applying patterns, using acrylic and oil paints for under and over painting. All classes are broken down into instructor demonstrating a step-by-step method, followed by the student repeating the process. Students are encouraged to view any assistance given to other students as it helps with the learning process.

LOCATION: Alabama Art Supply, 1002 Downtowner Blvd. Enter studio from back door.

NOTE: Supply list provided upon registration.

10IAT382AG, 1/12/2010 - 2/2/2010
4 Sessions, Tu from 6:00 PM to 9:00 PM

1.2 CEU, \$110

New!

Bob Ross: Landscape Oil Painting Workshop
Jane Graupp, CRI, CRFI, CRWI

With the Bob Ross Painting Technique, you can achieve a certain amount of success almost immediately! The best part - no artistic talent is needed! You don't even have to know how to draw a straight line. All you need is the desire, some basic techniques, and practice. Using Bob Ross' "wet-on-wet" technique, special firm oil paints, and large brushes-clouds, mountains, trees, and water appear in seconds. Learn to prepare the canvas, mix colors, and employ the technique for using each brush.

SUPPLIES: Supply list provided upon registration. Easels and cleaning supplies provided. Bring to class: Four (4) 12x16 stretched canvases and Viva or Bounty paper towels.

LOCATION: Alabama Art Supply, 1002 Downtowner Blvd. Enter studio from back door.

10IAT373AG, 2/9/2010 - 3/2/2010
4 Sessions, Tu from 6:00 PM to 9:00 PM

1.2 CEU, \$105

"[Jane Graupp] kept the class light and interesting and had very good interaction."

- Roberta Wood



Lifestyle & Life Skills

Still Life Painting for Beginners

Susan Downing-White, B.F.A.

Learn to paint a luminous still life in the style of the old masters. This beginning level course explores the classical indirect method of painting. Students learn to develop an under-painting with acrylic paints followed by glazing with oils. It makes the process of creating a traditional painting easier to understand. The class examines fat-over-lean paint application, glazing, scumbling, and impasto. You will learn color mixing, paint handling, and brush strokes. We'll finish two paintings during class.

LOCATION: Alabama Art Supply, 1002 Downtowner Blvd. Enter studio from back door.

NOTE: Supply list provided upon registration.

10IAT260AG, 1/21/2010 - 2/25/2010
6 Sessions, Th from 6:00 PM to 8:00 PM
1.2 CEU, \$89



Gain a new hobby this winter by learning to paint still life in this beginner course with Susan Downing-White. Students will learn to paint with acrylics followed by glazing with oils.

Drawing Studio

Tracy C Host

Using exercises from the fabulous book "Drawing on the Right Side of the Brain" by Betty Edwards, you will find yourself amazed at the skills you can master. Anyone who is willing to follow very simple steps can master drawing skills. You will learn to create successful renderings of the still life, the figure, and the portrait in this course. In addition, you will gain the basic through intermediate concepts of learning to draw and will find out how to continue to improve the skills you learn in this class. Students will benefit from participating in this course more than once as instruction is progressive.

NOTE: Bring pencil and plain copy paper to first class where supply list will be given.

LOCATION: Via! Arlene Mitchell Campus
TEXTBOOK: Drawing on the Right Side of the Brain by Betty Edwards (Optional)

10IAT321AG, 1/19/2010 - 3/16/2010
8 Sessions, Tu from 6:00 PM to 8:00 PM

1.6 CEU, \$99

NOTE: No class February 16, 2010

Step-by-Step Masterpiece: Beginner's Acrylics class

Tracy C Host

With the assistance of a predesigned canvas and instructor's guidance, you will gain an introduction to painting with acrylics without tackling the detailed technical aspects. This course is strictly for beginners as it covers the basics of color theory, composition and color balance while progressing through still lifes, florals, seascapes and landscapes. As you enjoy the instant gratification of completing a painting each class, your accomplishment will encourage you to continue your pursuit of painting instruction beyond this four-session course.

LOCATION: Via Arlene Mitchell Campus, 1717 Dauphin Street.

NOTE: Bring smock or art apron.

10IAT367AG, 1/25/2010 - 2/15/2010
4 Sessions, M from 6:00 PM to 8:00 PM

0.8 CEU, \$89

FEATURED INSTRUCTOR

Join Tracy Host this winter and discover a new hobby with either drawing or painting. Tracy has worked as a professional artist for the past 10 years. Her work is included in private collections across the nation and is represented by galleries and art brokers in Alabama, Mississippi, Louisiana and Georgia. In her beginner painting class, she will direct you to learn to paint with acrylics and cover basic color theory, composition and color balance while in her drawing class you will learn beginner to intermediate steps to simply drawing still life and portraits.



Lifestyle & Life Skills

Glass Painting

Thekla Wilkinson, M.A., Owner
Forget-Me-Knot Floral Presentation

Learn to create your own etched and painted glass masterpieces that can be given as one-of-a-kind gifts or elegant pieces for entertaining. You will begin the course by reviewing the tools and types of mediums used in glass painting, including etching creams, paint and lead for faux stained glass. Each session will cover a hands-on project that when completed will be a functional piece such as martini and wine glasses and a faux stained glass panel. This class is a perfect way to personalize your glassware for entertaining or a hostess gift.

NOTE: A \$25 supply fee collected at 1st session.

10IAT356AG, 1/19/2010 - 2/9/2010
4 Sessions, Tu from 6:00 PM to 8:00 PM

0.8 CEU, \$49

Calligraphy Made Easy

Ashley M KupperSmith

The art of calligraphy can be achieved with several styles of lettering and materials. The art of illuminating, or dramatizing, letters and words with calligraphy can turn something as simple as a phrase into a work of art. You will explore the differences between the Art Nouveau, Art Deco, Gothic, Medieval and Celtic styles and the flourishes that add distinctive touches to each. Hands-on instruction will allow you to experiment with pigments, Gold Leaf and borders to complete projects in each class that are functional as well as artistic.

NOTE: Bring to class: Mechanical pencil, ruler, kindergarten practice pad, eraser, and calligraphy pen (No quills & nibs).

10IAT455AG, 1/21/2010 - 3/11/2010
8 Sessions, Th from 6:30 PM to 7:30 PM

0.8 CEU, \$69



Painted glassware is popular but expensive in gift boutiques.

However, with a little practice you can produce some basic designs for a fraction of the cost.

Discover how to personalize your own glassware or give a great gift!

Faux Finishes: Strokes of Brilliance

Kenneth B Lawley, Certified Interior Designer and Custom Faux Finisher

How would you like to transform your house into a beautiful home? Kenny Lawley, a Certified Instructor & Custom Faux Finisher, will teach you everything from the basics of faux finishing to the more advanced techniques of decorative painting. When you leave the class, you'll be able to apply what you've learned in your home and achieve professional results.

Material fee of \$50 collected at 1st class for supply kit. Dress appropriately for working with paint.

10IHM313AG, 1/25/2010 - 3/22/2010
9 Sessions, M from 6:00 PM to 8:00 PM

1.8 CEU, \$89

Landscape Planning & Design

Timothy D Bullion, A.S.L.A.

This is an ideal course for those interested in landscape design at home or for those who just need help with a problem yard. The course will provide you with a basic knowledge of the design process as it relates to residential landscape architecture. Topics will include plants and forms with an emphasis on their function in the overall design, and problems in design involving patios, decks, courtyards, pools, etc. A three-ring binder and numerous hand-outs will be provided to class participants. SUPPLIES: Bring drawing paper and pencil.

10IHM400AG, 1/20/2010 - 2/24/2010
6 Sessions, W from 6:00 PM to 8:00 PM

1.2 CEU, \$75

"Tim enlightened us thoroughly on the varieties of trees, scrubs and ground cover. His designs were imaginative and enjoyable."

- John Manning

Special Courses General Information

Our Promise to you...

- Polite and courteous service from the Center for Continuing Education.
- Customers are a top priority.
- Your opinions and suggestions are valued.
- You will receive the highest quality educational experience.
- USA Special Courses will not disclose educational records without written consent from you, the student.

Lifestyle & Life Skills

Interior Design Certificate: Online

This nationally recognized Interior Design online course is an exciting interactive certificate program where you will learn to create spaces for living, working and enjoyment. The program focuses on design theory, design process methods and design studio work. The learning sequence study included are the design elements and principles, color theory, programming, space planning and the design of residential, commercial and retail spaces. You can set the pace for learning, sequencing and style of learning that best suits you individually. This course mimics a real-world professional design experience and uses the communication and design tools most frequently used in the industry. This program will prepare you for an entry-level position in the booming design industry.

Students should have basic computer skills and be comfortable navigating the Internet. An Internet connection and e-mailing capabilities are also required. While not required, it is strongly recommended that students have basic architectural drafting and/or AutoCAD basics, a basic drawing class that includes perspective drawing, and a basic design class is encouraged. Students should also know how to use Microsoft Word, Adobe Photoshop, and PowerPoint.

10IHM248AG, 35.0 CEU, \$2395



The Center for Continuing Education follows official University of South Alabama decisions regarding class closings. Information about class closings due to inclement weather or other emergencies can be obtained by calling the USA Emergency/Weather Hotline at

460-6999

or online at

www.southalabama.edu

Demystifying Middle Eastern Dinners

Robin Ann Lea

Learn the techniques essential to preparing some of the most popular food dishes of the Middle East. You will learn recipes and techniques through demonstrations in each class as you begin with appetizers and work your way to desserts. You will receive handouts with detailed recipes and information on techniques, kitchen safety, recipe and menu building and the Middle Eastern culture. Each class will conclude with a question and answer period around recipes and techniques covered that session.

LOCATION: Bayside Dinners Cottage Hill Road

10ICK166AG, 1/25/2010 - 2/15/2010
4 Sessions, M from 6:00 PM to 8:00 PM

0.8 CEU, \$74

NOTE: A \$30 meal fee will be collected at first class session.



Cook it up with Robin Ann Lea and discover new ways to spice up your meals.

Mediterranean Dinners

Robin Ann Lea

If Mediterranean food is what spices up your meals and a yearning to learn new preparations to this blend interests you, then this course was made for you. Learn the diverse cultures of both Italy and Greece, gain new techniques to preparing Mediterranean food, and receive recipes and their variations. Robin will prepare you to be able to cook from different areas of Italy and Greece and concoct some of the most popular dishes of the Mediterranean. You will receive a notebook with detailed recipes and information about each country and kitchen safety. Each class will conclude with a question and answer period around recipes and techniques covered in class. Come and celebrate the sensuous pleasures of healthy and popular Mediterranean cooking with delicious dishes from this region.

LOCATION: Bayside Dinners, Cottage Hill Road

10ICK168AG, 3/1/2010 - 3/22/2010
4 Sessions, M from 6:00 PM to 8:00 PM

0.8 CEU, \$74

NOTE: A \$30 meal fee will be collected at the first class session.



REGISTER ON-LINE

www.usacontinuinged.com

or via FAX (251)431-6408

24-hours a day, 7 days a week!

Lifestyle & Life Skills

Beginning Guitar

Paul M Williams

Have you ever wished to learn to play the guitar? This course is designed to teach you the basic principles of playing the guitar in a small group setting with hands-on practice. You will learn basic left-handed and right-handed techniques, how to read musical notes and basic chords, and notes on the guitar neck. Upon completing the course you will be able to perform basic songs. You will need to bring an acoustic or classical guitar, textbook and notebook to all class sessions. *Please bring portable music stand to each class.*

TEXTBOOK: Mel Bay's Modern Guitar Method Grade I.

10IMU549AG, 1/20/2010 - 3/17/2010
9 Sessions, W from 6:00 PM to 7:00 PM
0.9 CEU, \$89



Come learn the guitar with Paul this winter and by spring you will be ready to sit on your front porch and strum!


Intermediate Guitar

Paul M Williams

Continue mastering your skills in playing the guitar with this intermediate course. Course topics to be covered include advanced rhythm patterns, chords, scales and song structures. Picking techniques to be covered include: flat-picking, finger-picking for right or left hand, Travis picking, and claw and hammer techniques. Advanced left-handed techniques including hammerons, pulloffs, slurs and bends will also be covered. You will develop improvisation skills in order to play songs heard on the radio or your favorite CD. This course is designed for anyone who has completed a beginning guitar class or has basic skills in playing chords and scales. *Please bring portable music stand to each class.*

TEXTBOOK: Mel Bay's Modern Guitar Method Grade 2.

10IMU552AG, 1/20/2010 - 3/17/2010
9 Sessions, W from 7:00 PM to 8:00 PM
0.9 CEU, \$94



The Center for Continuing Education follows official University of South Alabama decisions regarding class closings. Information about class closings due to inclement weather or other emergencies can be obtained by calling the USA Emergency/Weather Hotline at **460-6999** or online at www.southalabama.edu

Six Good Reasons to Send Your Staff to a Special Courses Class

1. Excellent learning opportunities
 - Job skills, upgrading, professional development
2. Comprehensive course offerings
 - Personal development, computers, languages, accounting, office skills, management skills, small business
3. Benefits to you and your staff
 - Skill development, increased efficiency and productivity, improved morale and motivation, enhanced job satisfaction, improved job performance.
4. Quality
 - Great choice of courses, quality instruction, highly qualified, experienced instructors, up-to-date information.
5. Value and Convenience
 - courses available right here in Mobile, no need to travel out of town, value for your staff development dollar.
6. Easy, flexible registration process
 - Register an individual in a course, purchase a number of seats and determine who will attend later.