



2023-2024 HANDBOOK

Table of Contents

- [1 - Using This Handbook](#)
- [2 - Faculty, Staff, Student Leadership, and Contact Information](#)
 - [2.1 - Faculty and Staff](#)
 - [2.2 - Student Staff and Leadership](#)
 - [2.3 - Contact Information](#)
- [3 - Role of the Director of Athletic Bands](#)
- [4 - Core Value Statements](#)
 - [4.1 - Priorities for Performance](#)
 - [4.2 - Mandate to Excel](#)
 - [4.3 - Statement on Drugs and Alcohol](#)
 - [4.4 - Statement on Hazing](#)
 - [4.5 - Statement on Intolerance](#)
 - [4.6 - Statement on Diversity](#)
- [5 - Chain of Command](#)
- [6 - Student Conduct](#)
 - [6.1 - Image of the Jaguar Marching Band](#)
 - [6.2 - Academic Conduct](#)
 - [6.3 - Maintaining Adequate Academic Progress](#)
 - [6.4 - Important Keys for Academic Success](#)
 - [6.5 - When Not to Play](#)
 - [6.6 - Conflict Resolution](#)
 - [6.7 - Grievance, Defamation, and Libel Through Electronic Means](#)
 - [6.8 - In the Stands at Football Games](#)
 - [6.9 - Tailgating Areas](#)
- [7 - Membership in the Jaguar Marching Band](#)
 - [7.1 - Requirements for Membership](#)
 - [7.2 - Admission Auditions and Part Placement Auditions](#)
 - [7.3 - Re-auditioning](#)
 - [7.4 - Alternates](#)
 - [7.5 - Persistent Illness and Injury](#)
- [8 - Student Leadership](#)
 - [8.1 Section Leaders and the Drum Major](#)
 - [8.2 - Applying to Become Section Leader](#)

[8.3 - Applying to Become a Student Conducting Assistant](#)

[8.4 - Auditioning to Become Drum Major](#)

[9 - Music Memorization](#)

[10 - Attendance and Grading](#)

[10.1 - Unexcused Absences](#)

[10.2 - Excused Absences](#)

[10.3 - Rehearsal Conflicts](#)

[10.4 - Unexcused performance absence](#)

[10.5 - Unexcused Tardies](#)

[10.6 - Excused Absences and Tardies](#)

[10.7 - Grading](#)

[11 - Rehearsal Procedures](#)

[11.1 - Rehearsal Policy](#)

[11.2 - Location](#)

[11.3 - Rehearsal Attire and Equipment](#)

[11.4 - Rehearsal Schedule](#)

[12 - Performance Appearance and the Uniform](#)

[12.1 - Inspection](#)

[12.2 - Band Uniform Components](#)

[12.3 - Color Guard Uniform Components](#)

[12.4 - Uniform Care](#)

[12.5 - Damaged, Missing, or Lost Uniform Items](#)

[12.6 - "Do"s and "Don't"s Regarding the Uniform](#)

[13 - Performance Schedule](#)

[13.1 - Travel](#)

[13.2 - Retreat](#)

[14 - Student Health and Safety](#)

[14.1 - Student Health Emergencies](#)

[14.2 - Heat Safety During Rehearsals and Performances](#)

[14.3 - Heat Safety in Uniform](#)

[14.4 - Lightning Safety During Outdoor Rehearsals](#)

[14.5 - Lightning Safety During Football Games](#)

[14.6 - Hearing and Musculoskeletal Health and Injury Prevention](#)

[14.7 - Maintenance of Hearing Health](#)

[15 - Band-Owned Equipment](#)

[15.1 - Proper Instrument and Equipment Care](#)

[15.2 - Wind Instrument Cleaning Checklist](#)

[16 - Jaguar Marching Band Visual Definitions and Guidelines](#)

[16.1 - Drill-Setting Terminology](#)

[16.2 - Commands](#)

[16.3 - How to dress particular forms](#)

[16.4 - Marching Fundamentals](#)

[16.5 - Horn Carriage](#)

[Piccolo](#)

[Clarinet](#)

[Alto Saxophone](#)

[Trumpet](#)

[Mellophone](#)

[Trombone](#)

[Euphonium/Baritone](#)

[Tuba](#)

[Color Guard](#)

[17 - Band Awards Banquet and Student Awards](#)

[17.1 - Bandsman Recognition](#)

[17.2 - Senior Recognition](#)

[17.3 - The Finch Award for Outstanding Student Leadership](#)

[17.4 - The Salter Award for Outstanding Student Representative](#)

[17.5 - The Melissa DiCesare Award for Outstanding Feature Twirler](#)

[18 - Basketball Pep Bands](#)

[18.1 - Joining the Pep Bands](#)

[18.2 - Attendance](#)

[18.3 - Pep Band Scholarships](#)

[18.4 - Basketball Postseason Travel](#)

[18.5 - Requirements](#)

[18.6 - Performance Apparel](#)

[18.7 - Cheering](#)

[18.8 - Removal from Pep Bands](#)

[19 - Annual Jaguar Marching Band Timeline](#)

[20 - Lyrics to the Fight Songs and Alma Mater](#)

["Jaguar Pride" - Words by Tony Cowan, music by Mike Caldwell \(1991\)](#)

["South!" - Words and music by Ward Miller \(2008\)](#)

["Alma Mater U-S-A" -Words and music by Ken Harvey](#)

[21 - Personal Matters/Directory of Student Services](#)

[22 - Performance Prognosis Form](#)

[23 - The Spirit of South Alabama](#)

1 - Using This Handbook

This handbook is a required text for this class. An updated copy is always available online at jaguarmarchingband.org. The materials and policies contained within this handbook apply to all members of the JMB. On the first day of band camp, you signed a handbook agreement form and turned it into the band office. You are responsible for knowing these policies and for understanding that you agreed to follow them.

Using this handbook requires three simple steps:

- Read it.
- Understand it, and ask questions if necessary.
- Sign and return the contract of agreement.

The rules and guidelines in this handbook are designed to make our band function smoothly, efficiently, and effectively. At all times, we ask that you cooperate with them. If we work together and follow these steps, then our band's time will be used positively and effectively.

[↑ Back to Table of Contents](#)

2 - Faculty, Staff, Student Leadership, and Contact Information

2.1 - Faculty and Staff

Director of Bands - Dr. William Petersen

Associate Director of Bands, Director of Athletic Bands – Dr. Robert Abend

Assistant Director of Bands – Dr. Clayton Maddox

Director of Percussion Studies – Dr. Brian Nozny

Assistant Director of Jaguar Drumline – Mr. Matthew Greenwood

Colorguard Director and Choreographer – Ms. Jordan Looney

Twirling Coach - Ms. Michaela Rader

JMB Program Assistant – Mrs. Allison Harris

Department of Music Secretary – Mr. Matthew Greenwood

Voice of the Jaguar Marching Band – Dr. Thomas Rowell

Chair of the Department of Music – Dr. Laura Moore

[↑ Back to Table of Contents](#)

2.2 - Undergraduate Staff and Leadership

Graduate Assistant – Javier Fernandez

Drum Majors – Shannon Kille and Rivers Lewis

Student Assistant Conductors – Jon-Grayson Kerr, Katelyn Badtke, and Harrison Colthup

Uniform Officers – Trinity Mays (Lead officer), Kyrie Culbertson, and Duyen Tran

Service Officers – Mia Jalkh and Morgan Taylor

Social Officers – Anna Marlow and Aeilys Walker

Social Media Officer – Gabrielle Knight

Instrument Supply Officers – Nathan Cobb, Ryan Perry, and Mark Sayler

JMB Librarian – Shannon Kille

JMB Managers – Acadia Morgan (Head), Dakota McKinley, Kaitlyn Tolliver, Jayda Gregson, and Caley Rogers

Piccolo Section Leaders – Trinity Mays and Victoria Flores

Clarinet Section Leaders – Gabe Clark and Mkali Shaw

Saxophone Section Leaders – James Summers and Jacob Pryor

Trumpet Section Leaders – Luke Wallace and Charlie Wine
Mellophone Section Leaders – Sofia Keeling and William Stoll
Trombone Section Leaders – Joe Badners and Parker Day
Baritone Section Leaders – Anna Brown and Hunter Brown
Sousaphone Section Leaders – Josue Mendoza Torres and Mark Saylor
Color Guard Captains – Rebecca Guthrie and Lauren Peacock
JDL Section Leaders – Tyler Scott and Marissa Hall

[↑ Back to Table of Contents](#)

2.3 - Contact Information

Dr. William Petersen

Director of Bands
5751 USA Dr. South
LPAC, Room 1131
USA Department of Music
Mobile, AL 36688-0002
wpetersen@southalabama.edu

Dr. Robert Abend

Associate Director of Bands
Director of Athletic Bands
5751 USA Dr. South
LPAC, Room 1073
USA Department of Music
Mobile, AL 36688-0002
robertabend@southalabama.edu

Dr. Clayton Maddox

Assistant Director of Bands
5751 USA Dr. South
LPAC, Room 1129
USA Department of Music
Mobile, AL 36688-0002
claytonmaddox@southalabama.edu

Telephone: (251) 460-6136

E-mail: usajmb@southalabama.edu

Attendance email: jmbattendance@southalabama.edu

Web Site: www.jaguarmarchingband.org

Facebook: www.facebook.com/jaguarmarchingband

Instagram: www.instagram.com/usa_jmb, @usa_jmb

The Jaguar Marching Band Office is located in room 1072 of the Laidlaw Performing Arts Center. The band's indoor music rehearsal facility is Room 1125 in the Health, Kinesiology, and Sport Building (HKS). The outdoor rehearsal area is the field located on the corner of Old Shell Road and Mitchell Center Dr. across from the Mitchell Center.

[↑ Back to Table of Contents](#)

3 - Role of the Director of Bands/Director of Athletic Bands

All decisions regarding the Jaguar Marching Band's rehearsals, performances, attire, musical and visual displays, scholarship monies, and member status, as well as other band-related decisions that may arise, are entirely at the discretion of the Director of Athletic Bands with consultation from the Director of Bands and the Assistant Director of Bands. The Jaguar Marching Band is an elective, and as such, no one is required to take it as part of their degree program (except for Instrumental Music Education Majors). Therefore, any person who chooses to work or act in any way counter to the decisions and guidelines as stated in this Handbook or outlined may be summarily dismissed from the ensemble and all scholarship monies will be forfeit. In addition, a student who quits the ensemble or is removed for the aforementioned reasons may not only forfeit their scholarship money but may be asked to not return.

4 - Core Value Statements

4.1 - Priorities for Performance

The Jaguar Marching Band has three guiding principles to which it and its members adhere *at all times*.

1. Full, high-quality sound *at all times*.
2. Excellent visual excitement, energy, and velocity *at all times*.
3. First-class style, demeanor, and representation of the Band and the University of South Alabama *at all times*.

A band will only perform as well as it rehearses – perform at every rehearsal, *at all times*!

[↑ Back to Table of Contents](#)

4.2 - Mandate to Excel

Every member of the Jaguar Marching Band, by the very nature of our audition and selection process, was in the top percentile of their high school band. We fully expect you to be punctual, enthusiastic, consistent, and a team player. You are expected to see areas of improvement in your individual performance - be it marching, music, or otherwise – and address them **on your own**, whether you are directed to or not. Music must be passed off before or by the memorization deadline, and you are expected to know your exact coordinate on the field for each drill move. Music and drill coordinates must be with you at all rehearsals and performances. Our rehearsals are fast-paced, efficient, and fun. Most importantly, our rehearsals are quiet to allow an optimal learning atmosphere for all members.

[↑ Back to Table of Contents](#)

4.3 - Statement on Drugs and Alcohol

The Jaguar Marching Band is a university organization, and each of its members represents not only the band but the University of South Alabama and the community at large. University of South Alabama regulations forbid the consumption, possession, or distribution of alcohol or illegal drugs on campus or at any event sponsored by the University. As a result, and as a mark of pride for the conduct and reputation of our band, band members are held to the highest standards regarding these substances. Under no circumstances may band members consume, purchase, or possess these substances while performing, rehearsing, or traveling with the band. When wearing attire affiliated with the band, members are representing the organization and should conduct themselves accordingly. The University of South Alabama Jaguar Marching Band does not condone the medically unsupervised use, possession, sale, manufacture or distribution of drugs that are illegal, that may involve medical or psychological hazards to individuals, or that may tend to interfere with the rights and privileges of others.

The following rules are in effect any time you are representing the University or the Jaguar Marching Band, including all practices, events, performances, and trips:

1. The possession and/or consumption of drugs or alcohol by a student in any place or at any time during any band-related event is not permitted.
2. No use of tobacco products is allowed while in uniform or during band-related events (including e-cigarettes, vapor pens, etc).
3. No person shall attend any performance or practice while under the influence of alcohol or any controlled substance.
4. Wearing of Jaguar Marching Band attire (with identifiable JMB Logo) while consuming alcohol is discouraged for all members.

Any person found to be in possession of, consuming, or under the influence of drugs or alcohol will be turned over to University authorities immediately and may be subject to additional disciplinary action by the Director of the Jaguar Marching Band. These actions may include dismissal from the organization, forfeiture of scholarship, receipt of a failing grade, and loss of any positions held within the organization. In addition, the student's violation may be brought before the Dean of Students.

[↑ Back to Table of Contents](#)

4.4 - Statement on Hazing

Hazing, intimidation, teasing, baiting, insulting, harassing, comments of a sexualized nature, and discrimination of any kind (especially in the guise of "initiation rituals") will not be tolerated. ***If a student fears that they will be hazed, then they are being hazed.*** Any student found to have participated in any such activity will be summarily dismissed from the band, have their scholarship revoked, and be given a failing grade. ***In addition, the student will be reported to the University of South Alabama Police and the Dean of Students at the University of South Alabama.*** In addition, any confirmed instance of hazing within the Jaguar Marching Band will be prosecuted to the fullest extent of the law.

[↑ Back to Table of Contents](#)

4.5 - Statement on Intolerance

The University is committed to creating an educational environment free from intolerance that is directed toward individuals or groups; it strives to create and maintain an environment that fosters respect for others. As an educational institution, the University has a mandate to address problems of a society deeply ingrained with bias and prejudice. Toward that end, the University provides educational programs and activities to create an environment in which diversity and understanding of other cultures are valued.

Actions motivated by intolerance violate the principles upon which American society is built and serve to destroy the fabric of the society we share. Such actions threaten the reputation of the University and do untold and unjust harm to those who experience this pernicious kind of discrimination. Intolerance refers to an attitude, feeling or belief wherein an individual shows contempt for other individuals or groups based on characteristics such as race, color, national origin, gender, sexual orientation, or political or religious belief. Sanctions will be imposed for any violation of University policy, rule or regulations.

The expression of diverse views and opinions is encouraged in the University community. Furthermore, the First Amendment to the United States Constitution assures the right of free expression. In a community that recognizes the rights of its members to hold divergent views and to express those views, sometimes ideas are expressed that are contrary to University values and objectives. Nevertheless, the University cannot impose disciplinary sanctions upon such expression when it is otherwise in compliance with University regulations.

Additional Resources and Policies are available in "The LOWDOWN" Student Handbook (available online at www.southalabama.edu/lowdown/). Although the contents of this document represent the most current information at the time of publication, changes may be made with respect to the information contained herein without prior notice.

[↑ Back to Table of Contents](#)

4.6 - Statement on Diversity

The Jaguar Marching Band's purpose towards diversity is to foster an environment of respect for gender and ethnic diversity, create a hospitable climate for all members of the band community, and assure equitable opportunities for minority students and staff while being proactive in recruiting people of diversity. Any student or staff member who acts or speaks in a way counter to this goal will be subject to immediate dismissal and any other available disciplinary measures.

[↑ Back to Table of Contents](#)

5 - Chain of Command

Follow the chain of command. Do not skip a step and go “over someone’s head” unless you have attempted to work out your question or problem within the chain of command.

1. Yourself. Be a leader to yourself first and foremost
2. **Any** Section Leader
3. Student Conducting Assistants
4. Drum Major
5. Graduate Assistants
6. Staff
7. Directors

With certain cases of misconduct, student safety, and other concerns, it is 100% acceptable and expected to go directly to a director or staff member. Please know any staff member or director can be approached. Please use your discretion with each situation.

[↑ Back to Table of Content](#)

6 - Student Conduct

6.1 - Image of the Jaguar Marching Band

As a responsible member of the Jaguar Marching Band, a University of South Alabama student contributes his/her energy and skill to the best of his/her ability and conforms to the self-discipline which membership implies. Unethical conduct by students shall be subject to disciplinary action. The efforts of thousands of hours by many dedicated individuals to present a fine image of this organization can be destroyed in a matter of minutes by a careless, foolish person.

“A tuba player throws a water bottle onto the field in frustration. Members of the tuba section condemn that tubist. Members of the band condemn the tuba section. University of South Alabama students and faculty condemn the entire band. And guests and fans condemn all of the University of South Alabama.”

We are a BAND – a group of persons dedicated to the same purpose. We must leave behind personal desires for the group to achieve its goals. Smoking or any other use of tobacco in uniform, improper dress, lack of cooperation, obscene gestures, and untimely or inappropriate cheering are all examples of unacceptable behavior. **Profanity in uniform or during part of any performance is strictly forbidden.** If you have to ask yourself “Is this okay to do?” – it probably isn’t. Anyone who is deemed to have violated this most important of rules may be summarily dismissed from the band.

[↑ Back to Table of Contents](#)

6.2 - Academic Conduct

A student’s major purpose at the University is to pursue an academic degree. He or she has the responsibility to attend class on a regular basis, complete all classroom assignments, and conduct himself/herself in ways that are consistent with acceptable classroom performance. The band member is required to meet all University and college academic requirements as well as those of the University of South Alabama Jaguar Marching Band.

[↑ Back to Table of Contents](#)

6.3 - Maintaining Adequate Academic Progress and Scholarship Requirements

All students in the Jaguar Marching Band must maintain full-time student status, adequate progress toward their degree, and an institutional cumulative 2.0 GPA (except for Drum Majors and Feature Twirlers who must maintain a 3.0 institutional cumulative GPA) to remain academically eligible for their scholarship. JMB members must also earn 30 credit hours per academic year (fall, spring, summer) in order to remain eligible for their scholarship. The Director of the Jaguar Marching Band reserves the right to remove from band activities members who are reported to be underachieving in other academic pursuits on campus.

1st and 2nd year JMB Members (Winds and Percussion) are required to participate in one of the three concert bands offered in the Spring Semester (Wind Ensemble, Symphony Band, University Band). In addition, students under JMB scholarship may audition for Jazz Ensemble in the spring semester (music majors and minors must still perform in a major ensemble in addition to Jazz Ensemble). Wind Ensemble and Symphony Band are by audition and University Band is open to all members without audition (meeting one night weekly on Wednesdays from 4:00PM-6:00PM). 1st and 2nd year colorguard members are required to participate in the colorguard techniques class during the spring semester or audition and compete in the competitive winterguard.

[↑ Back to Table of Contents](#)

6.3.1 - Earn-Back for JMB Students

The Earn-Back Program for JMB students allows students who have fallen below an institutional cumulative 2.0 GPA and lost their scholarship eligibility have the ability to earn back their scholarship while still being able to participate in the Jaguar Marching Band. In addition, any student falling below 30 earned credit hours for an academic year (Fall, Spring, Summer) will be ineligible for scholarship renewal and will need to enroll in the Earn-Back Program to regain their scholarship eligibility. Students utilizing Earn-Back must do the following to “earn back” their scholarship:

1. Raise their GPA over an institutional cumulative 2.0 GPA
2. Register and pass a minimum of 15 credit hours.
3. Follow other requirements of earn-back program

Students who are utilizing Earn-Back would not be eligible for their semester JMB award until they have requalified for their scholarship. Upon successful completion of the program and a return to scholarship eligibility, the student would receive their subsequent semester JMB award.

Students can apply for the Earn-Back Program through the JagSpot Scholarship Portal or by contacting the Office of Scholarship Services.

[↑ Back to Table of Contents](#)

6.4 - Important Keys for Academic Success

- **Attend class:** *Go to class!* It cannot be emphasized enough that there is a direct correlation between classroom attendance and academic success. Tests are most often based on the material covered in class. Accordingly, attend your classes – not just regularly, but every time one of your classes meets. You should inform your professor if illness requires you to miss a class. **If you are going to be away from campus for a performance, alert your instructors ahead of time. Get your assignments in advance, if possible, and determine when the work is due.** Let your instructor know when you are ill. Your class attendance may be one criteria used by your professor when assigning final grades.
- **Go to class prepared:** You should have all reading and written assignments completed on time. If you go to class unprepared, it is often difficult to understand the material presented in class. Also, your instructor may tag you as a student with a poor attitude, which may influence your grade.

- **Know your Instructor/Professor:** Introduce yourself to your instructor; if you have any questions relative to your course, meet with your instructor. Your teacher is interested in your performance in the classroom and will generally be happy to discuss material related to your course.
- **Make a good impression:** Go to class on time. Entering class late causes a disruption. Do not read newspapers, listen to headphones, etc. in class. Be respectful: remember “Sir,” “Ma’am,” “thank you,” and “please.” Address instructors or professors by the correct salutation “Doctor” or “Professor.”
- **Don't let little problems become big problems:** If something isn't going well, try to fix it before it gets too big to control. Remember, you don't have to fix everything by yourself. If the problem is too big for you, find someone to give you a hand.
- **Time Management:** Plan out what must be accomplished in one semester. On a calendar, list the days when quizzes, essays, and special projects are due. Also, list your performance days, etc., when you will not be able to follow your usual study routine. Find the conflicts. Is there a week when tests and projects are due? Plan ahead; don't leave studying until that week. Complete special projects in advance during light periods. It often helps to make a weekly schedule. List your classes, practices, meetings, study time, rest time, etc. Plan to study at approximately the same time of day, if possible. By having a schedule, you can easily see what time is available for studying and what assignments must be completed in the time available.
- **Plan study time:** Commit to a regular study time every day. Let this time become part of your daily routine. Join helpful study groups. If you participate in group study sessions.
- **Get help if you need it:** The University of South Alabama provides free tutoring and academic advising through the JagSuccess Office, as well as resources for finding personal tutors that you can hire. Any JMB member falling below a 2.5 GPA in a given semester will be required to meet with JagSuccess office at the beginning of the subsequent semester. Study groups often improve academic performance. Usually, professors are happy to help their students overcome problems with the material.

[↑ Back to Table of Contents](#)

6.5 - When Not to Play

Never play or perform as an individual or a section without the director's consent or asked to do so by a member of the Leadership Team. **Do not play/hack/peck/noodle/etc. on your instrument when walking between rehearsals or performances.** Play only in sectionals or with the full band (students may play before rehearsal to warm-up, pass-off music outside of the pavilion area). This is to provide an efficient learning environment, and to give you much-needed rest.

[↑ Back to Table of Contents](#)

6.6 - Conflict Resolution

DO NOT BRING OUTSIDE PROBLEMS OR CONFLICTS INTO REHEARSAL. Working as a team sometimes means that there will be disagreements and conflicts within that team. This is normal and can be a positive thing for the organization so long as it is handled in a positive manner. There is a right way and a wrong way to handle problems within the band. It is expected that occasionally emotions will get the better of us, but it is equally expected that you make every effort to handle conflict in an adult manner.

Some general guidelines for conflict resolution are as follows:

- Solve problems off the field. Public disputes interrupt the rehearsal and performance process for everyone.
- Use the chain of command when reporting problems. Your Section Leader should be the first person you report to with issues. **Reporting a minor conflict to the Director is inappropriate and inefficient. NEVER YELL UP TO THE TOWER WITH A PROBLEM.**
- Try to remain calm. Yelling only makes problems worse.
- **It is often best to walk away from conflicts.** Many problems are exacerbated by the normal stress of a rehearsal or performance; once you step away and have a chance to relax, you may realize that it wasn't such a big deal after all.

- **Praise publicly – criticize privately.**
- Conflicts with the Director or other staff members should *always* be handled in a private meeting outside of rehearsal.

[↑ Back to Table of Contents](#)

6.7 - Grievance, Defamation, and Libel Through Electronic Means

FaceBook walls, text messages, status updates, blogs, Instagram, Pinterest, Twitter, Snapchat, Yik Yak, Tik Tok, and all other similar electronic text tools are not your diary. They are public declarations that your peers, your faculty and staff, and our fans can see. NEVER express your negative feelings about your band peers, your faculty and staff, or the band's policies through those or any similar means. Doing so is considered an attack on the image of the Jaguar Marching Band, and it may result in your dismissal from the band, as well as additional disciplinary action. Any person posting anonymously about other band members or staff on a social media site, if caught, will be immediately dismissed from the Jaguar Marching Band, and all scholarship monies will be forfeited.

[↑ Back to Table of Contents](#)

6.8 - At Football Games

This is not an ensemble where the band socializes with a short break after the halftime show. During the entire game you will *stand* – not sit – *with your section* and participate in all proceedings, including cheers and choreographed visuals. The Jaguar Marching Band is a part of the spirit squad and is constantly under scrutiny by the spectators and by television cameras. At *any* given time, *someone* is watching you. **However**, occasionally during performances the Director will require you to sit, move, etc. Your quick and considerate cooperation improves the performance experience for everyone and ensures that the band has a professional appearance and reputation.

1. Do not remove any portion of your uniform during the game unless directed to do so by the Directors.
2. Cell phones are to only be used for music and drill. Focus should always be on the performance at hand.
3. No video recording devices may be used at any time during a game day unless prior permission is obtained by the Director of the Jaguar Marching Band..
4. Only band members, faculty, staff, and director-approved guests are allowed to sit with the band in the stands. Your friends and family may not sit or stand in the aisles with the ensemble. If a family member visits you in the stands, you may quickly say hello and let them know that you will be able to talk with them after the game has concluded.
5. *Do not ask for free tickets for your friends or family!*
6. A short restroom break is understandable and permissible, provided *one/two person(s) from a section at a time* takes said break. Section leaders may come looking for you if you're gone too long.
7. Do not yell anything to the drum major or directors unless there is a medical or other emergency. We do not need tune suggestions or help with interpreting the game's events (penalties, injuries, etc.).
8. ***No food or drink from the concession stands is permitted to be consumed by the band at any time during the game or in uniform.*** Water and a snack will be provided in the stands during the game and after halftime.

6.9 - TAILGATING AREAS

The tailgating areas are part of the gameday atmosphere and a vital part of the gameday experience. Band members, during off-times in the gameday schedule may visit the tailgate areas in their JagGear. **Bandmembers should never consume alcoholic beverages or hold a beverage while in JagGear or in uniform.**

[↑ Back to Table of Contents](#)

7 - Membership in the Jaguar Marching Band

The University of South Alabama Jaguar Marching Band is one of the most visible organizations on campus and in the community. We hope that you feel it is an honor and a privilege to be affiliated with this organization. We anticipate that you will enjoy your time as a member of this band and will join us in making it the best organization that it can be.

[↑ Back to Table of Contents](#)

7.1 - Requirements for Membership

You must be enrolled as a full-time student at the University of South Alabama in order to participate in the Jaguar Marching Band. Part-time students will be considered for membership at the discretion of the Directors but must be enrolled in MUO 130/430/530. **If you are not enrolled in the band, you will not be allowed to participate.** You must be enrolled in MUO 130/430/530 by the first regular rehearsal of the school year. Band members are responsible for attending all rehearsals and performances unless they have a legitimate reason for missing, approved by the Director of Athletic Bands, or have proof that they can't attend rehearsals due to a documented medical condition.

[↑ Back to Table of Contents](#)

7.2 - Admission Auditions and Part Placement Auditions

All prospective students must audition for membership in Jaguar Marching Band. Wind instruments that do not play divided parts (piccolos, tenor saxophones, mellophones, baritones/euphoniums, and tubas) do not audition for part placement. Clarinets, Alto Saxophones, Trumpets, and Trombones audition for part placement via video submission before band camp. Stronger players may be placed on any part which is deemed necessary to improve the band's balance and strength; there is no hierarchy or "chair" system, nor is there any social or status significance to one's part placement. Players may be moved to a different part assignment at any time during the season if it is deemed necessary by the Director and section leaders. Auditions for the following season for the Jaguar Colorguard and Jaguar Drumline take place in April prior to the end of the semester.

[↑ Back to Table of Contents](#)

7.3 - Re-auditioning

Colorguard, and Drumline must re-audition each year in order to renew their membership in the Jaguar Marching Band. Wind players who perform in a concert band during the Spring Semester do not have to re-audition. The Drum Major(s) and/or Feature Twirler(s) must re-audition if directed to do so by the Director of Athletic Bands.

[↑ Back to Table of Contents](#)

7.4 - Alternates

In order to ensure that there are no gaps in the field drill, and to motivate all students to rehearse at their highest level, drill will always be charted for approximately 85-90% of the total marching band roster. This means that there will be alternates held in reserve for each field performance.

The first alternates are determined by analyzing the scores on fundamentals pass-offs during band camp.

There will be no permanent alternates in halftime performances. No student should remain an alternate for a halftime performance for two weeks in a row, unless they have failed to pass off their music. The only exception to these guidelines will be when a student's absences or actions and performance in rehearsal prevent them from effectively executing drill and music on the field.

1. If a student misses a Friday rehearsal for any reason other than class or documented illness, then that student will be an alternate for the entirety of that Saturday's performance.
2. If a student misses more than two hours worth of rehearsal in one week, for any reason excused or unexcused, then that student will be an alternate for the next performance.
3. All alternates will rehearse by shadowing another band member during the rehearsal week.

It is also possible for an alternate to swap out for another member of the performance block they are not shadowing.

When an alternate is not marching a spot, then they must be actively playing and rehearsing with the band, not sitting on the sidelines. If you are an alternate and are asked by any section leader to fill a spot, you must immediately and willingly fill that spot. Please note that if you have been made an alternate repeatedly over a period of weeks due to your inability to execute marching and music, then your membership status in the band will be in jeopardy.

[↑ Back to Table of Contents](#)

7.5 - Persistent Illness and Injury

From time to time, a student may suffer from persistent illness, injuries, or other health limitations that prevent them from participating in rehearsals or performances over an extended period. These students *must* see a doctor, and the doctor must complete that student's [Performance Prognosis Form](#) (located on the jaguarmarchingband.org under current students). This form is a signed statement from the doctor indicating which, if any, activities in which the student may safely participate, and how long the student's convalescence must be. If the persistent illness or injury takes place for an extended period of time, or if multiple injuries and/or illnesses occur with one student, the Director of Athletic Bands reserves the right to remove that student from the ensemble and to assign that student an alternate duty within the band organization. This is for the protection of that student's health and to preserve the equality of the organization and its rules and guidelines. The student will receive the remainder of their scholarship for that school year if they perform their newly assigned duties satisfactorily. However, the student may not be renewed into the ensemble in future years, and their scholarship may not be renewed.

[↑ Back to Table of Contents](#)

8 - Student Leadership

8.1 Section Leaders and Drum Major

Section Leaders are responsible to the Student Assistant, and ultimately the Drum Major, and are responsible for their assigned sections. They will report any disciplinary problems directly to the Director, Associate Director, or Assistant Director. Section leaders will also assist with drill instruction, music interpretation, horn maneuvers/position, etc. Staff and student leaders will take attendance at all rehearsals and performances; those not in attendance will be reported and disciplined accordingly. Section Leaders should display a positive attitude and shall promote enthusiasm and spirit within the band.

The Drum Majors are responsible for providing leadership on the field during performances and rehearsals. They assist in instruction during band camp and at other points during the season.

If you wish to be considered for a leadership position in Jaguar Marching Band, please remember that you are auditioning for that position *every day* of your career at South Alabama. Section Leaders and Drum Majors must have at least one year of experience in the Jaguar Marching Band. Any qualifying band member may apply for a leadership position in the band.

[↑ Back to Table of Contents](#)

8.2 - Applying to Become Section Leader

Section Leader applications are available online in mid-February. In order to apply, fill out and submit an application by the deadline designated by the Director of Athletic Bands. Section Leaders are determined by the Director of Athletic Bands and Assistant Director of Athletic Bands.

8.3 - Applying to Become a Student Assistants

Student Assistant applications are available in the spring semester. In order to apply, fill out and submit an application by the deadline designated by the Director of Athletic Bands. Student Assistants are chosen by the Director of Athletic Bands and Assistant Director of Athletic Bands.

Student Assistants must complete an interview with the Director of Athletic Bands and other applicable JMB staff. Student Assistants are used for various teaching opportunities, including, but not limited to: sideline conducting, assisting with drill instruction, sectionals, teaching music, along with a variety of other duties. Preference for Student Assistants is given to returning JMB members nearing the end of their schooling.

[↑ Back to Table of Contents](#)

8.4 - Auditioning to Become Drum Major

Drum Major auditions take place at the end of the marching season through the beginning of the Spring semester. In order to audition for a Drum Major position, students must submit an application by the deadline specified in the Fall. You will receive audition materials to prepare for the audition.

The auditions take place in front of a panel made up of the Directors, band staff, and select student representatives. The panel will select the next season's Drum Majors based on directing ability, preparation effort, and leadership qualities. All people interested in becoming a Drum Major must complete the audition process to be considered.

[↑ Back to Table of Contents](#)

9 - Music Memorization

All music performed on the field should be memorized unless told otherwise by the Director of the JMB. Music must be passed off for your section leader. If memorization does not seem to be progressing, Section Leaders, Graduate Assistants, Drum Majors, and Directors may conduct memorization checks at designated times. **Grades and membership status will be affected if it is obvious that little or no effort or progress has been made in this area. Flip folders must be used in the stands at all times. Flip folders must be used at all times during marching and/or music rehearsals.**

A Google Drive Spreadsheet will be maintained by each section leader listing each member's memorization check-offs for the season. This spreadsheet will be viewable by Section Leaders, Graduate Assistants, and Directors. Section Leaders are required to keep their memorization spreadsheet updated at all times.

Any students who are not caught up on their pass offs by the end of a week must attend the following Monday help session. Help sessions are held each Monday throughout the season in the Laidlaw Performing Arts Center Rehearsal Hall from 4:15 pm - 5:45 pm.

[↑ Back to Table of Contents](#)

10 - Attendance and Grading

Attendance, effort, and attitude are the determining factors in earning your grade for marching band. *Perfect attendance is the norm, and is expected from all band members.* Staff and student leaders take attendance at all rehearsals and performances, and attendance is reported to the band office each week. Attendance is taken by way of an "Attendance Block" that we stand in at the beginning of every rehearsal we have outside.

Only students who are properly attired and who have all of their equipment will be checked in. **If you are not properly**

attired and/or do not have your equipment, you will be counted an unexcused absence.

The absence excuse form is available on the website, jaguarmarchingband.org. *When possible, and in most cases, the form should be submitted in advance of the absence.* It is your responsibility to complete the form no later than **five academic days** after the absence or tardy.

[↑ Back to Table of Contents](#)

10.1 - Unexcused Absences

An absence is unexcused if you fail to submit an absence excuse form, proper documentation of sickness from a medical practitioner, official university notification from Student Health, or if your absence excuse form is rejected by the Director. Do not ask to be excused for any reason relating to work, schoolwork, or another group function. There will be *no* excused absences or tardies for games. This includes all postseason performances. Performing is the reason that the marching band exists. Missing a game may result in failure of the class and loss of scholarship. Emergency situations will be handled on an individual basis by the Director.

The penalties for unexcused absences/tardies are as follows:

1. After the first unexcused rehearsal absence the student will be pulled from the next performance and their grade will be lowered to a B.
2. After the second unexcused absence the student will be pulled from the next performance, their grade will be lowered to a C, and will have a meeting with the director.
3. After the third unexcused absence the student may be removed from the ensemble. The student may receive a failing grade in the class and may forfeit all scholarship monies.
4. A tardy of less than 10 minutes counts as .25 of an unexcused rehearsal absence.
5. A tardy of more than 10 minutes counts as .5 of an unexcused rehearsal absence.
6. A tardy of more than one hour counts as an unexcused rehearsal absence.

[↑ Back to Table of Contents](#)

10.2 - Excused Absences

Any absence that is deemed excused by the director(s) will still count negatively against a student's grade (as per the penalties listed in section 10.1) until it is made up by one of the following methods:

1. Wind players can make up an excused absence on any of the Monday Help Sessions. If any student is also behind on pass offs as mentioned previously, the Monday help session can not count as their absence make up.
2. Colorguard Members can attend any Tuesday Rehearsal with the Band in order to make up an excused absence.
3. Drumline Members who have any excused absences will be assigned a make up assignment by the drumline director.

In extreme circumstances, if any student has multiple excused absences, alternative arrangements can be made with the director of the marching band.

[↑ Back to Table of Contents](#)

10.3 - Rehearsal Conflicts

A limited number of conflicts with band rehearsal are to be expected with students traveling to and from other classes on campus. At the beginning of the semester, students must notify the director of the days and times that a late entrance or early exit from rehearsal will occur, along with documented proof of the conflict (printed class schedule etc.). This is done by submitting the JMB Time Conflict Form available on the JMB Website. Please keep in mind that you may fall behind in music and drill instruction due to your conflicts, and that this may force you to become an alternate for a field performance or rehearsal.

10.4 - Unexcused Performance Absence

A student may be removed from band, receive a failing grade, and/or forfeit their marching band scholarship in the event of an unexcused performance absence.

[↑ Back to Table of Contents](#)

10.5 - Unexcused Tardies

Students who are persistently late to rehearsals will be warned, then they may be removed from the ensemble. Please see section 10.1.1 for more details.

[↑ Back to Table of Contents](#)

10.6 - Excused Absences and Tardies

Absences incurred due to university-sponsored trips are excused. The professor organizing the trip should provide you with an excused absence letter, which you will need to provide to the director, along with a completed absence excuse form, in order to have your absence excused. If you do not clear these absences ahead of time, they may be unexcused. There will be times when you may be late or miss a rehearsal. If you know that you will be absent or late, *fill out and submit an absence form in advance*. The Director will determine whether your absence or tardy is excused or not.

At times there may be emergencies and exceptions. All such circumstances will be handled on an individual basis by the Director. If you are sick or have emergency circumstances, you need to call (251) 460-6136 or fill out the absence excuse form ASAP.

Even if you call the band office, you are still responsible for filling out an absence form when you return. Failure to do so will result in an unexcused absence.

[↑ Back to Table of Contents](#)

10.7 - Grading

Your Jaguar Marching Band grade is determined by your attendance and effort. Excessive absences or tardies may result in a lowered grade and/or loss of scholarship at the discretion of the Director. The grading rubric and policies are detailed in your marching band syllabus and in the JMB Handbook.

[↑ Back to Table of Contents](#)

11 - Rehearsal Procedures

11.1 - Rehearsal Policy

You are ready for rehearsal when you:

- have a positive attitude and a willingness to work hard.
- are on time. To be early is to be on time; to be on time is to be *late*.
- have your instrument ready and in working condition.
- have your lyre, flip folder, music, pencil, and drill charts on your person.
- are quiet. Do not talk during rehearsal. It is impossible to talk and listen at the same time, and we cannot accomplish our goals unless we can concentrate.

[↑ Back to Table of Contents](#)

11.2 - Location

All rehearsals, unless otherwise indicated, take place in the marching band rehearsal room (HKS 1125) and/or on the JMB Rehearsal Field. *Never assume that a rehearsal is canceled due to inclement weather. Report to the marching band rehearsal room at the usual rehearsal time for further instructions.*

[↑ Back to Table of Contents](#)

11.3 - Rehearsal Attire and Equipment

- Wear the proper clothing for marching and the current weather conditions. Tennis shoes are required for band camp and for rehearsal on the field. Flip-flops, sandals, boots, or **CROCS** are not appropriate footwear (note: staff and faculty who are not marching are not required to wear tennis shoes).
- **Do not wear attire or display any item bearing the logos or names of other colleges and universities.**
 - You go to the University of South Alabama! Display your school pride in the school that will be your Alma Mater!
- If you are not properly attired and/or do not have your equipment, you will be counted with an unexcused absence.

[↑ Back to Table of Contents](#)

11.4 - Rehearsal Schedule

Beginning the first day of classes, the rehearsal schedule is as follows:

- Monday (4:15 – 5:45 PM): Colorguard & Drumline
- Tuesday (4:15 – 5:45 PM): Drumline, Brass, and Woodwinds
- Wednesday-Friday (4:15 – 5:45 PM): Full Band
- Additional full band rehearsals are listed on the season schedule which can be found on the website: jaguarmarchingband.org.
- Additional sectionals are prohibited unless expressly approved by the Director.

[↑ Back to Table of Contents](#)

12 - Performance Appearance and the Uniform

Each band member will receive a uniform at the beginning of the season. The uniform consists of several pieces, each of which is specifically checked out to you. You must have all parts of your uniform at all performances. Missing pieces must be brought to the attention of the Uniform Manager.

NEVER BE SEEN WEARING ONLY PART OF YOUR UNIFORM. We wear the whole uniform, or no uniform at all. This means all snaps, buttons, and zippers are closed and snapped. In cases of extreme heat, the band directors will instruct the entire band to remove their coats completely.

On game-day, do not enter the building with your shako box or any shoes other than your band shoes on your feet. Wear your shako, band shirt, band shorts, band shoes and black socks to performance inspections.

You are ready for a performance when you have a performance attitude; meaning that you are mentally and physically prepared to perform to the best of your ability and represent University of South Alabama in a positive and respectable manner. Be on time and remember that on time means *early*. Have all of your assigned music and drill memorized and evaluated by your Section Leader. Have all necessary equipment. **Have school spirit and be ready to cheer for your team, no matter what.**

[↑ Back to Table of Contents](#)

12.1 - Inspection

Before any performance, you will have a uniform and instrument inspection by the Director of Athletic Bands or designee. When you walk into the building for an inspection prior to a performance, do not wear anything but your band shoes and regulation black calf-length socks, your shako on your head (where applicable), your band dri-fit shirt and your band shorts. Your uniform should be carefully hung up inside your uniform bag. Your band water bottle should be inside the uniform bag. Never wear or even bring other shoes into the building. Never bring your shako box into the building. This is helpful because:

1. It prevents you from forgetting these items
2. It frees your hands from carrying extra items
3. It prevents you from accidentally swapping your shako box or other items with other band members
4. It keeps potentially dirty or smelly items such as shoes out of the band room

Your instrument will also be inspected for cleanliness, proper operation, polish, and playability (reeds will be checked). Finally, you must have your music flip-folder and lyre.

[↑ Back to Table of Contents](#)

12.2 - Band Uniform Components

Each member of the drumline and wind section will be issued the following items:

<u>Item:</u>	<u>Issued:</u>	<u>Returned after the season:</u>	<u>Replacement Cost:</u>
Uniform Jacket	Every Year	Yes	
Uniform Bibber/Pants	Every Year	Yes	
Uniform Garment Bag	Every Year	Yes	
Shako and Case*	Every Year	Yes	
Instrument	Every year	Yes	
Dri-fit Tee Shirt	Every Year	No	\$15
Uniform Shoes	First Year Only**	No	\$50
Band Polo	First Year Only**	No	\$25
Band Shorts	First Year Only**	No	\$15
Baseball Cap	First Year Only**	No	\$25
Clear Backpack	First Year Only**	No	\$20
Water Bottle	First Year Only**	No	\$15
Hoodie	Every other year	No	\$30

*Sousaphones do not receive a shako and case

**Any returning member who needs any of these items replaced due to normal wear and tear or the need for a new size will be able to exchange their old item for a new one for no fee. In the event any of these items are lost, the member will need to purchase a new one from the JMB.

[↑ Back to Table of Contents](#)

12.3 - Color Guard Uniform Components

Each member of the color guard will be issued the following items:

<u>Item:</u>	<u>Issued:</u>	<u>Returned after the season:</u>	<u>Replacement Cost:</u>
Colorguard Uniform	Every Year	Yes	
Uniform Garment Bag	Every Year	Yes	
Guard Equipment & Bag	Every year	Yes	
Dri-fit Tee Shirt	Every Year	No	\$15
Performance Shoes	First Year Only**	No	\$25
Tennis Shoes	First Year Only**	No	\$20
Skort	First Year Only**	No	\$30
Tank Top	First Year Only**	No	\$20
Colorguard Backpack	First Year Only**	No	\$40
Warm-up Jacket	First Year Only**	No	\$40
Earrings	First Year Only**	No	\$15
Headband	First Year Only**	No	\$15
Water Bottle	First Year Only**	No	\$15
Hoodie	Every other year	No	\$30

**Any returning member who needs any of these items replaced due to normal wear and tear or the need for a new size will be able to exchange their old item for a new one at no cost. In the event any of these items are lost, the member will need to purchase a new one from the JMB.

[↑ Back to Table of Contents](#)

12.4 - Uniform Care

The Jaguar Marching Band uniform (including the color guard uniform), is a source of pride for both our band and the University community at large. Its upkeep and care are of the utmost importance in protecting this icon as well as our financial investment. Specific dates and times are set for turning in uniforms for dry cleaning (see syllabus). If modifications to the schedule are necessary, ample prior notification will be given. Failure to turn in the uniform for maintenance will be reflected in grading. In addition, a \$35.00 hold, payable to the Jaguar Marching Band, will be placed on your University records each time the uniform is not turned in during the designated times and dates. Uniforms will ONLY be accepted on the EXACT DATES AND TIMES listed and IN THE EXACT MANNER DICTATED BY THE UNIFORM COMMITTEE. Failure to turn in the uniform, in addition to the aforementioned consequences, will mean that you will take the uniform yourself to our designated dry cleaner:

Paragon Cleaners
2064 Old Shell Road
Mobile, AL 36607
(251) 476-5959

1. *Do not clean or wash the uniform yourself!* The band will dry-clean your uniform several times per season. Never attempt to alter your uniform yourself.
2. The uniform must be hung up on the provided hanger and in the uniform bag when not in use. Be sure the creases of the pants are folded correctly. Place the uniform inside the uniform bag and hang it neatly in the

uniform room.

3. Any alteration issues should be handled at least two weeks prior to the first game. Do not attempt to hem your own pants or jacket. Please contact the Uniform Chair if any additional alteration needs to be done to your uniform.
4. Your uniform is your responsibility to take care of for the season.
5. Always keep the shako upright, and do not use it as a basket.
6. The vinyl portion and the plastic brim of the shako should be cleaned with a soft cloth and soapy water, or with disinfectant glass cleaner. If you have recently dyed your hair, particularly with a non-permanent brightly-colored dye, please clean the hat thoroughly immediately after wearing to avoid staining.
7. Never lie down in your uniform.

Plumes will be issued and collected before and after each field performance. In case of wet weather, plumes will not be issued.

[↑ Back to Table of Content](#)

12.5 - Damaged, Missing, or Lost Uniform Items

Occasionally, uniforms become damaged. If your uniform is damaged, take it to the Uniform Officer immediately. If it is determined that the damage was caused deliberately or through gross negligence, repair costs may be assessed. Otherwise, the band will pay for any repairs. Uniform issues should be addressed at least three days prior to any performance day (broken zipper, hem undone, etc). If it is addressed ON a performance day it will not be resolved – if you have to march with a broken shako (for example), that's your fault for not addressing it beforehand. You are responsible for making sure you meet inspection requirements, even with a uniform issue.

If you are missing a uniform component on a performance day, you are responsible for rectifying the situation, not the Director, the Uniform Officer, or Uniform Committee. Replacement parts will NOT be issued and you will not be permitted to perform if you do not have your entire uniform. If you are late to the stadium for rehearsal (pregame/halftime), you will not march that game for the portion of rehearsal you missed. If you miss the entire game day rehearsal you will be subject to possible dismissal from the JMB.

Losing a piece of your uniform will result in a hold being placed on your account until the missing piece is found. Replacements will not be issued unless absolutely necessary and only at the discretion of the Director. If a replacement is approved the student will be responsible for the cost of the replacement part before it is issued.

[↑ Back to Table of Contents](#)

12.6 - Do's and Don'ts Regarding the Uniform

- **Intimate Contact** - Do not participate in intimate displays of affection when in uniforms. Hugs are fine, but kissing or other prolonged intimate displays are best kept private.
- **Cleanliness** - Your uniform must have all of its parts and must be clean. This includes *clean* shoes (use shoe polish), *black calf-length* athletic socks with no patterns or markings, and the band dri-fit shirt and shorts. Please check the section on uniforms for further details. No-show and low cut black socks are not acceptable.
- **Sunglasses** - Sunglasses may not be worn in uniform during any performance, except in the stands at football games. Sunglasses should be of an unobtrusive size.
- **Band Gloves** - The official band gloves must be worn with the uniform. If at any time you require a new pair of gloves, ask a section leader, student assistant, or Graduate Assistant. Keep gloves clean, and replace them with new ones if necessary.
- **Facial Hair** - While a neatly trimmed (close to the skin) beard and mustache are acceptable, stubble and other facial hair is not allowed. You must shave before a performance or you will not be allowed in uniform. Sideburns must not extend beneath the earlobes. Appropriate facial hair will be checked by staff and leadership upon each member's entrance for gameday or performances.. Students not meeting the above guidelines will not be permitted into inspection until their facial hair is corrected.

- **NOTE: Colorguard members may only have facial hair as approved by the Colorguard Director.**
- **Hair** - All hair must be tucked into the shako at all times (inclusive of men and women). Hair that is longer than collar-length must be secured and worn up in the hat. The only appropriate hair management items are black or plain rubber bands. No other headgear (head bands, hair bands, etc.) may be worn.
- **Jewelry** - No jewelry shall be worn, with the exception of wedding rings and watches. All piercings that might otherwise close and cause injury when later reopened must be filled with clear plastic filler jewelry that is approved by the Director.
- **Earrings and Gauges** - All gauges must be replaced with a clear, red, white, or blue gauge on performances. Earrings must be either a red, blue, or silver stud and not be overly obtrusive. Nose studs must be either clear, red, white, blue, or silver. Hanging jewelry such as hoops are not permitted. Septum piercings must not be overly obtrusive and must be either clear, red, white, blue, or silver. Directors have final approval of all visible jewelry.
- **Makeup** - All makeup must be neutral colors and subtle. Avoid bright colors. Appropriate makeup will be at the discretion of the leadership of your section, as well as the Staff and Directors.
- **Face paint** - Face paint is not permitted unless specifically approved by the Director for the entire band to wear.
- **Nails** - Students may have their nails painted but it must be either a neutral color, or school spirited (red, white, or blue). It cannot be obnoxious or distracting and is up to the discretion of the Section Leaders and Director.
- **Cold weather accessories (hat, headbands, gloves, etc.)** - Gloves must be white and must fit completely under the white marching gloves. Hats or headbands may not be worn under the shako or in uniform at any time.
- **Other uniform modifications** - Any and all uniform modifications are prohibited at all times. Do not place pins, buttons, or any other items on the uniform, unless approved by the Director.
- **Tattoos** - Any tattoos that show while in uniform (either Jag Gear or full uniform or khakis/polo) must be covered with either A) Makeup B) Appropriate arm sleeve or undergarment to cover

[↑ Back to Table of Contents](#)

13 - Performance Schedule

The band's performance schedule is included in your band camp packet and online at www.jaguarmarchingband.org. It is always subject to change, and you are responsible for all listed events. Pre-game rehearsal takes place in the morning before kick-off. Band members must attend the entire game unless approved by the Director.

You are expected to be on time and to participate until the game is over and the band's post-game performance is complete. After the game, all uniforms must be properly hung and taken home to dry. All band-owned equipment must be properly cleaned and stored.

[↑ Back to Table of Contents](#)

13.1 - Travel

The band may travel to away games, parades, exhibitions, or to a post-season bowl game. As much notice as possible will be given to the band members so that plans can be made. The band will cover travel costs for mandatory trips. Trips are considered performances, and the same policies apply. You are expected to read the itinerary and be on time for all events and departures. Follow the basic principles and remember: your actions reflect not only on you, but on the band and the entire university.

Please use caution and common sense when on trips. Travel in groups and be careful about where you go. Be courteous and aware at all times. Carry your South Alabama student ID card and your legal identification with you at all times. For a complete schedule of home and away games, visit www.jaguarmarchingband.org, and visit www.usajaguars.com.

14 - Student Health and Safety

Student health and safety are of paramount importance in the Jaguar Marching Band. The following sections will clarify and define the rules and procedures that help us to protect the health of our student performers.

14.1 - Student Health Emergencies

As part of the JMB Online Intent Form, all students submitted a health information sheet to the Jaguar Marching Band, and their consent for the band to utilize this information was signed at band camp. Consent to medical care is also given by signing the Handbook Agreement form. If a student performer or staff member becomes ill or unconscious during the course of any Jaguar Marching Band activity, travel, rehearsal, or performance, then the band will enlist the assistance of emergency medical and/or first aid personnel. At all times, a copy of each student's health information and consent forms are to be kept on site of the activity, performance, rehearsal, or travel, and these forms will be given to the emergency medical personnel.

[↑ Back to Table of Contents](#)

14.2 - Heat Safety During Rehearsals and Performances

Heat and humidity are a dangerous combination anywhere, but especially here on the Gulf Coast. Therefore, every precaution is taken to protect members of the band from heat fatigue, exhaustion, and stroke. During all rehearsals and performances, and regular hydration breaks will be given. At any time, if a student feels faint or requires hydration **no staff permission is required for a student to get liquid and rest**. Students should utilize sunblock, large-brimmed hats, polarized sunglasses, and healthy outdoor activities paired with a proper diet to ensure that they are prepared for the physical rigors of marching band.

[↑ Back to Table of Contents](#)

14.3 - Heat Safety in Uniform

Though we have worked carefully, with full knowledge of the local climate, to design the lightest uniform possible, your exertions in uniform will generate an uncomfortable level of heat. At all times, the Jaguar Marching Band staff will monitor the ambient heat and heat index. If dangerous levels of heat are detected, they may have you remove your uniform coats. This decision is to be made by band staff, not students or student leaders. If even higher heat levels occur, band staff may decide to move the band to shade, or to remove the uniforms entirely. If at any football game the heat index is 98 degrees or higher, the option will be evaluated to perform in Jaguar Marching Band dri-fit shirts or JMB Polos and shorts instead. This decision will be made by the band staff in consultation with medical personnel on-site, and appropriate university staff.

[↑ Back to Table of Contents](#)

14.4 - Lightning Safety During Outdoor Rehearsals

Lightning is extremely dangerous to bands in an outdoor setting. During all rehearsals, marching band staff will carefully monitor the skies both visually and electronically for lightning. When lightning strikes within six miles of rehearsal, the rehearsal will be suspended or immediately moved indoors. Students should all move with haste to get to safety.

[↑ Back to Table of Contents](#)

14.5 - Lightning Safety During Football Games

All football games are monitored with an electronic lightning detection system. When that system is alerted, game

officials will suspend the game. The band will immediately move to a safe area in case of this emergency. Until the electronic monitoring system passes 30 minutes without a detected lightning strike, then the game will not resume, and the band will not leave the safe area. If less than 30 minutes pass and another lightning strike is detected, the clock is reset at 30 minutes. It is up to game officials to decide if a game is called off, at which time the Jaguar Marching Band will depart.

[↑ Back to Table of Contents](#)

14.6 - Hearing and Musculoskeletal Health and Injury Prevention

Hearing and musculoskeletal health, as well as injury prevention, is important for everyone, but especially for student musicians. If you have concerns regarding your hearing or musculoskeletal health or for injury prevention, please discuss your concerns with your applied professor, area coordinator, ensemble director, or department chair. Ear plugs will be available to band members at band camp.

More information on hearing health can be found at:

- <https://nasm.arts-accredit.org/publications/brochures-advisories/nasm-pama-hearing-health/>
- https://nasm.arts-accredit.org/wp-content/uploads/sites/2/2016/02/5a_NASM_PAMA-Student_Information_Sheet-Standard.pdf
- https://nasm.arts-accredit.org/wp-content/uploads/sites/2/2016/02/4a_NASM_PAMA-Student_Guide-Standard.pdf
- <https://www.southalabama.edu/colleges/alliedhealth/speechandhearing/clinic.html>

More information on musculoskeletal health and injury prevention can be obtained from your applied professor or the University of South Alabama Physical Therapy Department at:

<http://www.southalabama.edu/alliedhealth/pt/contactus.html>

[↑ Back to Table of Contents](#)

14.7 - Maintenance of Hearing Health

If you have concerns regarding your hearing health, please discuss with your ensemble director or the department chair. Ear plugs are available from your ensemble director or in the Music Office, LPAC 1072 should you require them for rehearsals or performances. Anyone playing or sitting near percussion instruments during rehearsals or performances are especially encouraged to use the earplugs. Whenever the band rehearses or performs indoors in close quarters, students are also encouraged to use earplugs.

[↑ Back to Table of Contents](#)

15 - Band-Owned Equipment

The University provides the following instruments and equipment for the marching band:

- Piccolos
- Clarinets
- Alto Saxophones
- Tenor Saxophones
- Trumpets
- Mellophones
- Trombones
- Baritones and Euphoniums
- Sousaphones
- Percussion equipment
- Colorguard equipment

[↑ Back to Table of Contents](#)

15.1 - Proper Instrument and Equipment Care

When you check-in during marching band camp you will sign your paperwork for your JMB instrument. These instruments and lockers have all been pre-assigned to make this process run smoothly. (Please don't complain that you "didn't get the horn you wanted.")

If there is an issue with your instrument, DO NOT approach a director, section leader, or teaching assistant, please see the **Instrument Supply Officers**, for any issues with your instrument.

Damaged instruments need to be returned to the Instrument Supply Officers. A temporary instrument will be checked out to you while your instrument is being repaired:

- 1) Accidental damage and normal wear and tear costs will be covered by the JMB.
- 2) Damages occurring from carelessness or other means will be charged to the student whom the instrument is checked out.

Ordinary wear and tear is understandable, but large dents and other major repair issues are the responsibility of the student. If the repair shop determines that instrument damage is the fault of the student, then we will bill that student for the requisite amount. A hold will be placed on your university account for the amount of the bill until it has been paid in the music office. This hold could prevent you from registering for classes or receiving transcripts. It is in your best interest to pay the repair bill as soon as you are notified. Again, the experts in the repair shop retain the right to determine when inordinate damage is done to an instrument.

If you have a successful audition for the Jag Band or are playing in one of the concert bands in the Spring (Wind Ensemble, Symphony Band, or University Band), you may keep your instrument checked out for the Spring semester. We will otherwise turn instruments in after the Spring Game.

Proper instrument and equipment care is a *daily obligation*. All instruments must be cleaned after each rehearsal. If you wish to take your horn home to practice or memorize music (which is encouraged!), then you may do so. All instruments must be kept clean and in good working condition. If any damage occurs, report it to the Instrument Supply Officer and/or your Section Leader. Necessary repairs may be possible on-location. If not, instruments will be sent to a professional repairman. No instrument should ever be placed in the dirt.

Instrument cases should NEVER be used to sit on and should be treated with the same care as the instrument. Cases should be properly latched when the instrument is out and should be closed and latched when the instrument is in use as well.

Brass players may use the mouthpiece provided with their instrument, or they may use their own mouthpiece. However, only metallic mouthpieces of reasonable cup depth. "Gimmick" mouthpieces (asymmetrical, jet-tone, etc.) are strictly prohibited at all times, as are plastic or polycarbonate mouthpieces. Mellophone players may use a mellophones mouthpiece, or they may use the provided adapter for their horn mouthpiece.

Saxophonists and Clarinetists may use their own mouthpieces and ligatures, but they may not be colored anything but black or clear (no jazz mouthpieces, saxes). Woodwinds must have their own *wooden* reeds (no plastic or otherwise synthetic materials) and should always carry a spare. Students without a good-quality reed will not be allowed to rehearse or perform. These instrumentalists must also use the school-issued neck-strap. Instruments are to be returned in excellent condition.

Department of Music Instruments

Any student needing to check out a Department of Music instrument for use in Wind Ensemble or Symphony Band may do so by requesting the instrument from the Department of Music Instrumental Rental form at www.southalabama.edu/music.

Any student wishing to check-out a specialty instrument (i.e. bass flute, Eb trumpet, alto trombone, etc.) or any other Department of Music instrument must contact the studio professor who will grant approval and fill out the Department of Music Instrument Rental Form.. After the instrument loan approval has been received, office staff will check-out the instrument and send an email to the student letting them know that it can be picked up in the Music Office (Laidlaw 1072) during normal business hours.

If a student should forget their instrument for a Wind Ensemble or Symphony Band rehearsal it is up to the discretion of the director to decide if an instrument will be checked-out for that rehearsal.

[↑ Back to Table of Contents](#)

15.2 - Wind Instrument Cleaning Checklist

- All brass slides pulled, and emptied of water
- All woodwind instruments swabbed out
- All moisture wiped from instrument surface
- All instruments wiped down with a cloth
- All mouthpieces removed from instruments
- All reeds and ligatures removed from mouthpieces and placed in appropriate container
- All lyres and flip folders removed from instruments
- Remove any wet cloths and gloves from case
- Nothing stored on top of instrument in case
- Instrument packed properly in case
- Case latched and returned to locker
- Locker Locked

[↑ Back to Table of Contents](#)

16 - Jaguar Marching Band Visual Definitions and Guidelines

The following information gives a clear, defined description on how to execute marching fundamentals. It gives a clear representation on what the uniform should look like and how the horns should be held in various positions. It also defines the marching terms that one should be familiar with by the time band camp starts. It is imperative that all students and student leaders teach and learn these fundamentals *exactly* as they are outlined and defined in this document. This will prevent variations in interpretation and execution that lead to a less refined performance.

[↑ Back to Table of Contents](#)

16.1 - Drill-Setting Terminology

- **On the Grid** - refers to a drill spot that is **on**, or **two** or **four** steps away from, any yard line
- **Off the Grid** - refers to a drill spot that is **one** or **three** steps away from any yard line
- **Rank** - a straight line of performers that stands **shoulder-to-shoulder** (right to left) across the marching field
- **File** - a straight line of performers that runs **in single file** up and down the marching field
- **Plus One** - in a plus one rehearsal, all members of the marching group will complete a set of drill, *plus one additional step* in the next direction of the new set, followed by a freeze. For example, if the group were to run a sixteen-count drill move, the group would **march sixteen** steps and take one additional step of the next set followed by a freeze. If a note is to be played on that count, then the members will play that note and release it

in time.

- **Minus One** - in a minus one rehearsal, all members of the marching group start a drill segment with the left foot in the position coming from the maneuver preceding the current drill segment.

[↑ Back to Table of Contents](#)

16.2 - Commands

The following basic commands are common to most bands with slight variations. Please see below so you are familiar with the JMB's version of these commands. Later in the season, these commands will be given as whistle commands.

- **Attention** – command verbalized as “Band, Ten Hut!” The proper response is the vocal “**South!**” This command is given to the band to quickly come to the position of attention. (See Horn Carriage for specific instrument). There is no talking or movement permitted at attention.
- **Parade Rest** – this command is vocalized as “**Band, Parade Rest!**” The performer silently moves to a position of Parade Rest (see horn carriage below). The head should not be placed in a downward position. There is no talking in the Parade Rest position.
- **Dress Set! Dress!** - a command given on the rehearsal field ordering the group to **dress** the form. When given this command, the entire group must respond with a “CHH” sound, to ensure that the command has been given. All section leaders must follow this protocol as well. This command is always shortly followed by the command “**Ready, Front!**”
- **BAND! Mark Time, Mark!** - The order given to execute mark time.
- **Subdivided count-off or “Duts”** – When marking time before playing, or when rehearsing a drill segment or starting to play a piece of music on the field, the Jaguar Marching Band vocalizes a subdivision in order to facilitate tempo accuracy and rhythmic precision. This is vocalized in time with the conductor's preparatory beat. This fundamental must be executed at the start of every drill segment in rehearsals.
- **Band! Halt!** – The command given to bring the band to a halt. The vocalization in response is “Hit, close!” as the toe of the right foot hits the target point and the left foot closes to the position of attention.
- “**Left/Right Slide, Hut!**” - The command given to cause the band to flank left or right while maintaining the horns and upper body carriage in an orientation facing the front sideline and audience.
- **Horns Up** – The tempo of the horns up command will always be equal to that of the music being played. When the conductor gives a count off the horn will come up on count one of the second measure (count FIVE of the count off)
- **BAND! Horns Up!/BAND! Horns Down!** – This alternate command is given to raise and lower instruments to playing position or to parade rest position.

[↑ Back to Table of Contents](#)

16.3 - How to dress particular forms

- **Dressing Arcs** - The three dress points are the two endpoints and the deepest point of the arc. Everyone should turn their full bodies and feet and face toward the center point of the imagined circle of which the arc is a part. No talking is required except occasional corrections by section leaders and staff.
- **Dressing Circles** - Everyone should turn their full bodies and feet and face toward the center point of the circle. No talking is required except occasional corrections by section leaders and staff.
- **Dressing Diagonals** - The foremost (closest to front sideline) and rearmost (furthest from front sideline) persons are the dress points. The foremost person turns and faces up the diagonal, away from the front sideline. All others in the diagonal face this person with their entire body and feet. The rearmost endpoint raises their hand or instrument in the air to provide a reference point. Only the foremost person may instruct others in correcting their placement.
- **Ready, Front!** - This command always follows the “Dress Set, Dress” command. This command allows the group to go to Parade Rest and allows the section leaders time to fix forms or address any other issues.

16.4 - Marching Fundamentals

- **Low-Step Mark Time** – Executed on the command “**Band! Mark Time, Mark!**” In a fluid motion, the heel should come up one inch from the ground on the “and” count, while keeping the toes connected to the ground. The **heel** will hit the ground on the **downbeat**. Avoid snapping motions, and do not lift the toes off of the ground.
- **Forward March** - The forward march (executed at the command “**Band! Forward, March**”) consists of three main components:
 - a. Equal weight distribution on both the left and right foot on the downbeat.
 - b. A strong, lifted upper body
 - c. Shoulders should be in line with hips (do not lean forward or backward)
 - d. The Forward March technique should not be strained or forced. It should be as relaxed as possible while maintaining a strong presence in the upper body and a high toe. Toes should be up, but not so much that it sacrifices equal weight distribution. The heels should be close to the ground but should only barely make contact, brushing the tops of blades of grass. **The legs should bend ever so slightly**, especially on the “and” counts. There should be no “straight-legging” Avoid bicycle steps (lifting the heels off the ground), as well as locking of the legs.
- **Backward March** - The backward march (executed at the command “**Band! Backward, March**”) consists of three main components:
 - a. Equal weight distribution on both the left and right foot on the downbeat
 - b. A strong, lifted upper body
 - c. Shoulders should be in line with hips (do not lean forward or backward).
 - d. The backward march technique requires a good solid push from the opposite foot on the initial step-off. While moving backwards, it is best to land on the platforms of the feet (the ball of the foot directly behind the toes). The platforms should remain as close to the ground as possible. The legs should also bend slightly.
- **Direction changes** - **Direction changes require a good amount of energy. Please familiarize yourself with the following techniques, as they may be slightly different than what you have been taught.**
 - a. **Forward march directly into backward march** - This applies when one should change direction from a forward march to a backward march. Please note that this same rule will apply to slides. In the last count of the previous set, **point with the platform and toe of the** foot into the ground and gravity should move center and then follow with a dead-beat (left foot) and resume with the right foot. Be sure to use the same backwards technique as explained above and try to achieve equal weight distribution on the downbeat.
 - b. **Backward march directly into forward march** - When moving from backward to forward, **plant the right** platform into the ground, and re-step with the left foot landing on the heel. Again try to achieve equal weight distribution and try to have a good first step by pushing with the planted foot. Also, try to keep the heel as low to the ground as possible.
 - c. **Moving Forward and then moving left or right** - When moving forward, and then moving into a left or right slide always **point with the platform** slightly towards the next direction of travel. In this instance we will not plant the feet to change direction. Try to refrain from “pivoting” the foot in a jerking motion. As you move in the new direction, your foot will naturally pivot.
 - d. **Moving Backward and then moving left or right** - When moving in a back march, and then moving into a left or right slide, plant the platform into the ground and take the next step in the new direction.
- **High Mark Time** - This motion is also a part of the upper body swagger. The feet are in a closed parallel position. On the initial **and** count the leg will be lifted up, forming a 45 degree angle with the thigh. The foot **is** to be **relaxed** and **not flexed, pointed, or tightened**. When the foot comes back down on the downbeat, the

heel should not slam into the ground. The weight should be on the platforms of the feet. **The High Mark Time will frequently include the upper body swagger**

- **High-Step with Swagger** - The foot comes up the same distance as **High Mark Time**, with the addition of an **8 to 5** step. To incorporate the **Swagger**, one must move the shoulders side to side opposite of the foot that is up. A good general distance of movement would be about 7-10 inches, or the length of your flip folder. Once the foot makes contact with the ground on the **down beat**, the shoulder and horn will move to the opposite side. So when the **left** foot is down, the horn is pointing to the **right**.

[↑ Back to Table of Contents](#)

16.5 - Horn Carriage

The following section contains visual demonstrations of how each instrument should be held in the positions of

1. Parade Rest
2. Attention
3. Playing

[↑ Back to Table of Contents](#)


Piccolo



Parade Rest




Attention



Playing

[↑ Back to Table of Contents](#)


Clarinet



Parade Rest



Attention



Playing

Alto Saxophone



Parade Rest



Attention

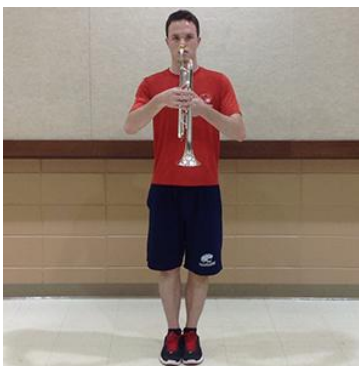


Playing

Trumpet



Parade Rest



Attention



Playing

Mellophone



Parade Rest



Attention



Playing

Trombone



Parade Rest



Attention



Playing

[↑ Back to Table of Contents](#)

Euphonium/Baritone



Parade Rest



Attention



Playing

[↑ Back to Table of Contents](#)

Tuba



Parade Rest



Attention




Playing

[↑ Back to Table of Contents](#)

Color Guard



Parade Rest



Attention



Playing

[↑ Back to Table of Contents](#)

17 - Band Awards Banquet and Student Awards

The Jaguar Marching Band Awards Banquet takes place in between November and February following each season. This is an opportunity for band members to reminisce about the season in a social setting, as well as a time for recognition of sections and individuals in the band. The banquet is a formal event, and business-casual attire is expected. Admission is free for all band members. If you bring a guest or date who is not a member of the Jaguar Marching Band, a reasonably-priced ticket purchase will be required. Dinner and dessert are served. Each year, awards are presented to various sections and individuals in the band.

[↑ Back to Table of Contents](#)

17.1 - Member Recognition

Each JMB member is recognized for their successful completion and contribution to the season. First-Year members receive a certificate of participation. Second-Year members receive the JMB "Second Year Service Award" Commemorative Coin. Third-Year members receive a Plaque of Appreciation. Fourth-Year members receive their commemorative "JMB Mug" and Fifth-Year members receive an embroidered JMB blanket.

[↑ Back to Table of Contents](#)

17.2 - The Thomas Finch Award for Outstanding Student Leadership

The Thomas Finch Award is awarded to the student leader or leaders who best embody the dedication to performance, leadership, instruction, and musicianship espoused by the Jaguar Marching Band. Selection is made based on a combination of faculty observation and ratings made by section members.

[↑ Back to Table of Contents](#)

17.3 - The Cody Salter Award for Outstanding Student Representative

The Cody Salter Award is awarded to the member who consistently demonstrates the character and carriage to represent the Jaguar Marching Band. Selection is made by the band faculty and staff.

17.4 - The Melissa DiCesare Award for Outstanding Feature Twirler

The Melissa DiCesare Award is awarded to the feature twirler who demonstrates excellence by serving as the band's feature twirler for all four year's of their undergraduate career.

[↑ Back to Table of Contents](#)

18 - Basketball Pep Bands

18.1 - Joining the Pep Band

Members of the basketball pep band (the Jag Band), are selected based on auditions. Only members of the Jaguar Marching Band are eligible for the pep bands. If you are interested in joining a pep band, auditions are typically held in the fall semester and will consist of a portion of the Marching Band's Show music performed from memory. All members of the Jag Band are required to read and sign a contract which will be distributed to those named to the roster. Students who win the top spots in the auditions will be paid per game, which totals approximately \$1000, which is awarded at the end of the basketball season. A student may not qualify for any of these ensembles if they do not play an adequately prepared and performed audition. The approximate number of positions open in pep bands each year are as follows:

RED JAGUAR PEP BAND

up to 3 Piccolos
up to 3 Clarinets
up to 4 Alto Saxophones
Up to 2 Tenor Saxophones
up to 9 Trumpets
up to 5 Mellophones
up to 5 Trombones
up to 3 Baritones/Euphoniums
up to 4 Tubas
2 Drumset player
1 Bass Guitar
1 Equipment Managers

BLUE JAGUAR PEP BAND

up to 3 Piccolos
up to 3 Clarinets
up to 4 Alto Saxophones
Up to 2 Tenor Saxophones
up to 9 Trumpets
up to 5 Mellophones
up to 5 Trombones
up to 3 Baritones/Euphoniums
up to 4 Tubas
2 Drumset players
up to 1 Bass Guitar
1 Equipment Managers

Alternates may be designated from students who play a qualifying audition, but do not earn a spot in the ensemble. These alternates must attend rehearsals and perform in the first game in order to be eligible to perform during the season.

[↑ Back to Table of Contents](#)

18.2 - Attendance

Roll is taken 30 minutes before a game's scheduled time. Therefore, if our calendar lists a game time of 7:00 PM, roll is to be taken at 6:30 PM. This means you should be in the stands, ready to play 30 minutes before the event starts. Repeated or excessive tardiness to roll-taking and warm-up 30 minutes before the game will result in dismissal from the ensemble.

[↑ Back to Table of Contents](#)

18.3 - Pep Band Stipends

Jag Band members will be paid \$60 per game or event unless otherwise noted. Jag band members include all wind and percussion players, and managers. Stipends will be paid out at the end of the season in March. If you are dismissed from the ensemble before the stipend disbursement commences, you will forfeit all monies for the remainder of the season from your dismissal date. Failure to appear for a scheduled performance, without finding a replacement, is considered an unexcused absence. You will only be allowed Zero (0) unexcused absence before you are dismissed from Jag Band.

As a member of the Jag Band, you are required to attend all rehearsals, all assigned home games, including any post-season games and away games as dictated by the athletic and band programs. If you cannot, for some reason, attend a game, you are required to do a swap with a member from the other pep band, meaning you will play in their place in one of their required performances if they play in your required performance. This will be recorded on the attendance sheet at each game.

If you cannot accomplish a swap, then you must utilize an alternate. Alternates must play an entire performance (no half performance appearances are allowed). If you utilize an alternate, your stipend will be reduced by \$60 per game. The alternates will receive \$60 per game after the conclusion of the season.

If you are unable to find a replacement for your assigned game, and you have contacted every other person in your section, including alternates, you should contact Dr. Abend.

Equipment Managers are responsible for taking roll at all Jag Band games. If you enter the game after the roll has been taken, it is YOUR responsibility to get with the Manager and let them know you are present at the game. Failure to do so will be considered an unexcused absence on your part. You cannot assume that the Manager saw you arrive at the game. One unexcused game absence will result in a \$50.00 deduction from your \$1000 stipend. Two unexcused absences will result in your dismissal from the ensemble.

[↑ Back to Table of Contents](#)

18.4 - Basketball Postseason Travel

At the end of the basketball season, the pep band will send an ensemble of 29 members (per NCAA rules) to the conference tournament. The ensemble will ideally consist of this instrumentation, though different instrumentation might be utilized at the Director's discretion:

- 2 Piccolos
- 2 Clarinets
- 2 Alto Saxophones
- 4 1st Trumpets
- 2 2nd Trumpets
- 2 Flugelhorns
- 4 Mellophones
- 2 1st Trombones
- 2 2nd Trombones
- 3 Baritones/Euphoniums
- 3 Tubas
- 1 Drumset player

This ensemble will be selected by first asking which Red and Blue Jag Band members wish to attend. If there are more players who wish to attend than there are slots on the tournament ensemble (following the prescribed instrumentation), then seniority in Pep Band as well as member's participation (including cheering) will be used as a tie-breaker. Seniority is defined as one player having more years of service in the basketball pep bands than another, not classification or year in school. Years spent as an alternate in the pep band count towards seniority. If a pep band member began the season as an alternate, then earned a full spot in the band, they may be passed over in favor of a student who began the season as a full member of the band. Tie-breakers will be based on number of years seniority in the Jaguar Marching Band, instrumentation needs, rooming needs (male/female), and playing ability. In case of an NCAA or NIT postseason performance, the same guidelines and processes will be utilized. This instrumentation may be altered at the discretion of the Director of the Jag Band.

[↑ Back to Table of Contents](#)

18.5 - Requirements

Members of the pep bands:

- Will follow all rules and regulations of the University, and of the band as set forth in this handbook.
- Will not attend band functions while under the influence of alcohol or illegal drugs.
- Will cooperate with the director at all times.
- Will act at all times in an appropriate manner as a representative of the University.
- Will learn and prepare music before performances.
- Will cheer and provide positive energy for our home court advantage.

[↑ Back to Table of Contents](#)

18.6 - Performance Apparel

Performance apparel consists of the current season Jag Band shirt, white band gloves, Blue jeans with a belt, and **closed-toe athletic shoes**. No hats - other than JMB hats, or other headwear is allowed. No other additions or modifications to the performance apparel are allowed. *NO OUTERWEAR OF ANY KIND MAY BE WORN TO ANY PERFORMANCE.*

[↑ Back to Table of Contents](#)

18.7 - Cheering

It is completely expected and indeed appropriate that the members of the pep bands will attempt to enhance our home court advantage by cheering and distracting fans and members of the opposing team. However, clear boundaries must be observed at all times. Any student who attempts to step outside of these bounds will be warned and then summarily dismissed from the Pep Bands, as well as the Jaguar Marching Band, and all attached scholarship/stipend monies will be forfeit and must be repaid to the University of South Alabama. These boundaries are as follows:

- No foul language, including any sexual innuendos and/or allusions, may be used at any time.
- No booing at any time.
- No jeering, nicknames, cheers, chants, or other allusions of any kind may be made based on any person's race, gender, sexual orientation, ethnicity, country of origin, citizenship, religion, or creed.

18.8 - Removal from Pep Bands

- If you fail to participate in all cheering, visuals, and any other portions of our performance, you will be removed from the ensemble.
- If you are unable to complete the season, or otherwise fail to be a contributing member of the pep band, you will forfeit your scholarship and will be removed from the ensemble.
- If you have excessive absences or tardies, and/or fail to provide appropriate substitutes for approved absences, you may be removed from the ensemble.
- If you fail to follow the requirements of the pep band, or are found in violation of University or band policy, you may be removed from the ensemble.
- If you are unwilling to participate in the full season, including any post-season games, it is imperative that you remove yourself from the ensemble immediately so that another band member may take your position. Removal from the pep bands will entail financial penalty for any members receiving scholarship.

[↑ Back to Table of Contents](#)

19 - Annual Jaguar Marching Band Timeline

In order to estimate when certain annual events will occur in future seasons of the Jaguar Marching Band, the following timeline demonstrates when events *usually* occur. Please keep in mind that irregularities in scheduling can and do occur often, causing changes to this schedule. Also, the performance schedule is based on parades, exhibitions, and home and away games that vary from year to year. However, this plan will help you have a general idea of our annual timeline.

- **March 1** - Jaguar Drumline audition packets released. Auditionees may apply by completing JMB Online Intent Form
- **March 1** - Jaguar Colorguard audition information released. Auditionees may apply by completing JMB Online Intent Form
- **March 1** - Online Intent Form open for all new and returning members of the Jaguar Marching Band
- **Mid-March (Saturday)** - Jaguar Drumline Audition Clinic
- **April (one of the final two Saturdays)** - Colorguard auditions
- **April (one of the first two Saturdays)** - Drumline auditions

- **June 15** - Band Camp information is finalized published online, and e-mailed/mailed to band members, including syllabus and performance schedule
- **June 15** - Deadline to complete the JMB Intent Form
- **July 1** - Jaguar Marching Band submits early move-in paperwork on behalf of students living in dorms
- **July 12** - Posters for the Jaguar Marching Band and the Department of Music are mailed
- **July (mid-month)** - Drum Major attends Smith-Walbridge camp in Illinois (if a new drum major has been selected)
- **August (approx. 9 days before the semester begins)** - Student Leaders, Colorguard, and Drumline move in and report to band camp
- **August (approx. 8 days before the semester begins)** - First year winds (futures) move in and report to band camp
- **August (approx. 7 days before the semester begins)** - Returning winds move in and report to band camp
- **August (Saturday just before fall classes commence)** - JMB helps students move into dorms at JagFest in the morning
- **August (Saturday just before fall classes commence)** - Dress Rehearsal at Hancock Whitney Stadium
- **October (day on or closest to Halloween)** - Halloween costume rehearsal
- **November 1** - Announce Feature Twirler search and call for video submissions (if there is an opening)
- **December (final week of fall classes)** - Possible holiday spectacular performance
- **December (over holiday break)** - Drum Major applications due (if there is an opening)
- **January (final Friday)** - Feature Twirler video submissions due (if a search is taking place)
- **February** - Student Leader applications open online
- **March (Friday before spring break)** - Student Leader applications due
- **March** - Drum Major final auditions take place, including interviews, conducting, teaching demonstrations, and physical/fundamentals demonstrations (if a search is taking place)
- **February or March** - Mardi Gras parade performance (depending on when Mardi Gras falls)
- **March (late Saturday) or April (early Saturday)** - Perform in stands for Spring Football Scrimmage
- **April** - Announce student leaders

[↑ Back to Table of Contents](#)

20 - Lyrics to the Fight Songs and Alma Mater

“Jaguar Pride” - *Words by Tony Cowan, music by Mike Caldwell (1991)*

We're the mighty Jaguars
Stand up and cheer,
In our colors we take pride;
On to vict'ry lead us
Year after year
We will stand here side by side.
Through the years we've proved our
Glory and fame.
Honor be to the victor's name,
U - S - A Fight!!!!!!
For the Red, White, and Blue, Go Jags!

[↑ Back to Table of Contents](#)

“South!” - *Words and music by Ward Miller (2008)*

South! Alabama,
We're the pride of the Red, White, Blue.
Loyal, strong, and faithful,
to our alma Mater true.

South! Alabama,
We will cheer you to win the day,
For it's J-A-G-U-A-R-S for
U - S - A!

[↑ Back to Table of Contents](#)

“U-S-A Alma Mater” - *Words and music by Ken Harvey*

All hail great university
Our Alma Mater dear,
South Alabama, red and blue
proud colors we revere.

Nestled midst the hills of pine
enduring throughout time,
Upward, onward may your fame
continue in its climb.

So with thy blessings now send us
pray that highest be our aim,
South Alabama may we ever
lift and glorify your name!
U-S-A!

[↑ Back to Table of Contents](#)

21 - Personal Matters/Directory of Student Services

The band faculty and staff cares greatly about the well-being of each student in the organization. We are not, however, certified counselors. We strongly suggest that you take personal matters to appropriately qualified professionals. The following offices are located on-campus, and their services are free for students.

- **ACADEMIC SUPPORT:** Contact your Academic Advisor or Major College's Advising Office
 - [Student Academic Success](#): 251-460-7103
- **COMPLAINTS ABOUT THE BEHAVIOR OF ANOTHER STUDENT**
 - [University Police Department](#), 251-460-6312
 - [Office of Student Conduct](#) , 251-461-1893
- **CRIMINAL ACTIVITY:** [University Police Department](#), 251-460-6312 or On Campus, 511
- **FINANCIAL ISSUES**
 - [USA One Stop](#) , 251-341-4872
- **GRADE GRIEVANCE:** [Student Affairs](#), 251-460-6172
- **HEALTH OR MEDICAL CONCERNS:** [Student Health Center](#), 251-460-7151
- **HOUSING SITUATION**
 - [USA Housing](#), 251-341-4663
 - [My USA Housing](#)
- **MENTAL HEALTH ISSUE, MENTAL WELLNESS:**
 - [USA Counseling and Wellness Center](#), 251-460-7051
 - [National Suicide Hotline](#), 988
 - [University Police Department](#), 251-460-6312 or On Campus, 511
- **PARKING ISSUES:** [Parking Services](#), 251-461-1481
- **PERSONAL OR RELATIONSHIP CONCERN:** [USA Counseling and Wellness Center](#), 251-460-7051
- **RAPE CRISIS**
 - [University Police Department](#) , 251-460-6312 On Campus 511
 - [Lifelines Rape Crisis Center of Mobile](#), 251-473-7273
- **SAFETY AND ENVIRONMENTAL COMPLIANCE:** [Department of Safety and Environmental Compliance](#) 251-460-7070
- **SEXUAL HARASSMENT**
 - [USA Title IX Office](#) - Division of Student Affairs, 251-460-7280
- **STUDENT ACCOMODATIONS:** [Center for Educational Access and Disability Resources](#) , 251-460-7212

[↑ Back to Table of Contents](#)



22 - Performance Prognosis Form

This form is intended to let the physician or licensed caregiver inform the faculty and staff of the Jaguar Marching Band as to the ability of the student to march, play, and participate in band activities. This form must be accompanied by, and does not take the place of, a doctor's note. A downloadable PDF of this form is online at www.jaguarmarchingband.org

STUDENT FIRST AND LAST NAME:

DESCRIPTION OF ILLNESS OR INJURY

Doctor or licensed caregiver should sign here if the illness or injury description is to be kept confidential.

PHYSICIAN OR CARE-GIVER'S SIGNATURE:

X _____

PROGNOSIS

Doctor or licensed caregiver should check the item or items which best apply to the student's physical capabilities.

This student can/should:

- ☐ march
- ☐ march for limited intervals of time
- ☐ stand in place
- ☐ stand in place for limited intervals of time
- ☐ sit down throughout rehearsals
- ☐ be limited to bed rest from classes
- ☐ other:

TIMELINE

The instructions checked above in "prognosis" should be followed until:

☐ Date: _____

☐ Physical conditions are observed:

PRINTED NAME OF DOCTOR OR CAREGIVER:

PRINTED NAME OF HOSPITAL OR CLINIC:

SIGNATURE OF DOCTOR OR LICENSED CAREGIVER:

X _____

[↑ Back to Table of Contents](#)

23 - The Spirit of South Alabama

There are certain pervading animating principles that are essential for a community of scholars to maintain if they are to be dedicated to personal and academic excellence.

Becoming a member of the University of South Alabama's community necessitates that the spirit of a truly civilized community be fully embraced.

As a member of the University community ...

I will practice the *spirit of integrity* which embraces the personal and the academic. ... a commitment to this ideal means I do not cheat or plagiarize in class, games, or sports; lying, deceit, excuse making, and infidelity or disloyalty in personal relationships will not occur.

I will respect the *spirit of equality* which upholds the dignity of all persons.... a commitment to this ideal means I will not compromise or demean the dignity of individuals or groups, including hazing, intimidation, teasing, baiting, insulting, harassing, and discrimination. Instead, I will uphold the worth of all individuals.

I will respect the *spirit of privacy* which protects the property and personal rights of all persons.... a commitment to this ideal means I will not steal, destroy, misappropriate, damage, or desecrate property which is not my own. One's right to privacy supports giving all persons the right to go wherever they lawfully would like to go and express themselves freely.

I will uphold the spirit of diversity which celebrates differences and discourages bigotry.... a commitment to this ideal affirms support for equal rights regardless of one's age, sex, race, religion, disability, ethnic heritage, socio-economic status, political, social or other affiliation.

I will demonstrate a *spirit of service* which compels concern for others.... a commitment to this ideal means I will give of my time to others without thought of personal gain or recognition and that on occasions I will find the needs of others more important than my own.

I will practice the spirit of stewardship which seeks to conserve the earth's resources and to properly use all resources at my disposal.... a commitment to this ideal means I will conserve the campus' environment and will use the resources provided me wisely, not wasting where I can conserve, not expecting others to pick or clean up.

I will exercise a spirit of involvement which necessitates the application of talents and knowledge.... a commitment to this ideal means that I will be a member of the University community by helping it solve its problems, working with other students to improve campus life, rather than complaining about, criticizing, or attacking those who are involved.

When one embraces the Spirit of South Alabama by joining the community, it behooves that person to exemplify and encourage behavior which promotes integrity, equality, privacy, diversity, service, stewardship, and involvement.

[↑ Back to Table of Contents](#)