



UNIVERSITY OF SOUTH ALABAMA
(A Component Unit of the State of Alabama)

Basic Financial Statements and Single Audit Reporting
in Accordance with the Uniform Guidance

September 30, 2020

UNIVERSITY OF SOUTH ALABAMA
(A Component Unit of the State of Alabama)

September 30, 2020

Table of Contents

	Page
Management's Discussion and Analysis (Unaudited)	1
Independent Auditors' Report	13
Basic Financial Statements:	
Statements of Net Position – University of South Alabama, September 30, 2020 and 2019	15
Consolidated Statements of Financial Position – University of South Alabama Foundation, June 30, 2020 and 2019	16
Statements of Net Position – USA Research and Technology Corporation, September 30, 2020 and 2019	17
Statements of Net Position – University of South Alabama Health Care Authority, September 30, 2020 and 2019	18
Statements of Revenues, Expenses, and Changes in Net Position – University of South Alabama, Years ended September 30, 2020 and 2019	19
Consolidated Statement of Activities and Changes in Net Assets – University of South Alabama Foundation, Year ended June 30, 2020	20
Consolidated Statement of Activities and Changes in Net Assets – University of South Alabama Foundation, Year ended June 30, 2019	21
Statements of Revenues, Expenses, and Changes in Net Position – USA Research and Technology Corporation, Years ended September 30, 2020 and 2019	22
Statements of Revenues, Expenses, and Changes in Net Position – University of South Alabama Health Care Authority, Years ended September 30, 2020 and 2019	23
Statements of Cash Flows – University of South Alabama, Years ended September 30, 2020 and 2019	24
Notes to Basic Financial Statements	26
Schedules of Required Supplementary Information:	
Schedule of the University's Proportionate Share of the Net Pension Liability and Related Ratios (Unaudited)	83
Schedule of the University's Pension Contributions (Unaudited)	84

UNIVERSITY OF SOUTH ALABAMA
(A Component Unit of the State of Alabama)

September 30, 2020

Table of Contents

	Page
Schedule of the University's Proportionate Share of the Net OPEB Liability and Related Ratios (Unaudited)	85
Schedule of the University's OPEB Contributions (Unaudited)	86
Notes to Required Supplementary Schedules (Unaudited)	87
Schedule of Expenditures of Federal Awards:	
Schedule of Expenditures of Federal Awards, Year ended September 30, 2020	90
Notes to Schedule of Expenditures of Federal Awards	95
Independent Auditors' Report on Internal Control Over Financial Reporting and on Compliance and Other Matters Based on an Audit of Financial Statements Performed in Accordance with <i>Government Auditing Standards</i>	97
Independent Auditors' Report on Compliance for Each Federal Major Program; Report on Internal Control over Compliance; and Report on Schedule of Expenditures of Federal Awards Required by the Uniform Guidance	99
Schedule of Findings and Questioned Costs – Year ended September 30, 2020	101

UNIVERSITY OF SOUTH ALABAMA
(A Component Unit of the State of Alabama)
Management's Discussion and Analysis (Unaudited)
September 30, 2020 and 2019

Introduction

The following discussion presents an overview of the financial position and financial activities of the University of South Alabama (the University), including the University of South Alabama Health System (USA Health), a division of the University, at September 30, 2020 and 2019, and for the years then ended. This discussion has been prepared by University management and should be read in conjunction with the financial statements and notes thereto, which follow.

The basic financial statements of the University consist of the University and its component units. The financial position and results of operations of the component units either are blended with the University's financial position and results of operations or are discretely presented. The treatment of each component unit is governed by pronouncements issued by the Governmental Accounting Standards Board (GASB). As more fully described in note 1 to the basic financial statements, the University of South Alabama Professional Liability Trust Fund, the University of South Alabama General Liability Trust Fund and USA HealthCare Management, LLC are reported as blended component units. The University of South Alabama Foundation, the USA Research and Technology Corporation and the University of South Alabama Health Care Authority (HCA) are discretely presented. During fiscal year 2019 and 2020 several non-profit limited liability companies were formed, with the University as sole member, to manage the complex patient and insurance billings of USA Health.

Financial Highlights

At September 30, 2020 and 2019, the University had total assets and deferred outflows of \$1,610,872,000 and \$1,413,980,000, respectively; total liabilities and deferred inflows of \$1,394,594,000 and \$1,321,855,000, respectively; and net position of \$216,278,000 and \$92,125,000, respectively.

The University has experienced a significant growth in its health care operations over the past two years with increases in net patient service revenues of \$62,635,000, or 13%, between 2019 and 2020 and \$75,762,000, or 18%, between 2018 and 2019. The University also experienced significant growth in its cash and investment balances between 2019 and 2020, increasing by \$145,175,000, or 31% to \$609,822,000 at September 30, 2020. This increase is due largely to significant increases in hospital days, surgeries and other procedures throughout the health system and is driven by increases in the Health System's primary care physician referral base. This is a trend that management expects to continue in the immediate future.

An overview of each statement is presented herein along with financial analysis of the transactions impacting each statement. Where appropriate, comparative financial information is presented to assist in the understanding of this analysis.

Analysis of Financial Position and Results of Operations

Statements of Net Position

The statements of net position present the assets, deferred outflows, liabilities, deferred inflows and net position of the University at September 30, 2020 and 2019. Net position is displayed in three parts: net investment in capital assets, restricted and unrestricted. Restricted net position may be either expendable or nonexpendable and is the net position that is restricted by law or external donors. Unrestricted net position is generally designated by management for specific purposes, and is available for use by the University to meet current expenses for any purpose. The statements of net position, along with all of the University's basic

UNIVERSITY OF SOUTH ALABAMA
(A Component Unit of the State of Alabama)
Management's Discussion and Analysis (Unaudited)
September 30, 2020 and 2019

financial statements, are prepared under the economic resources measurement focus and the accrual basis of accounting, whereby revenues are recognized when earned and expenses are recognized when incurred by the University, regardless of when cash is exchanged.

Assets included in the statements of net position are classified as current or noncurrent. Current assets consist primarily of cash and cash equivalents, investments and net patient receivables. Of these amounts, cash and cash equivalents, investments and net patient receivables comprise approximately 67%, 10% and 13%, respectively, of current assets at September 30, 2020. Noncurrent assets consist primarily of restricted cash and cash equivalents, restricted investments and capital assets.

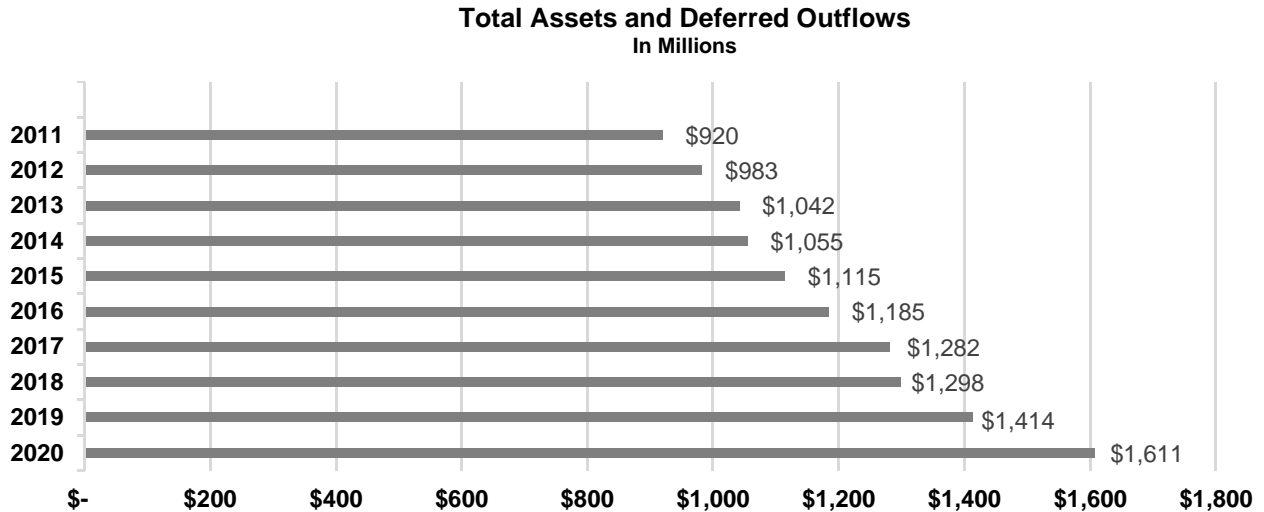
The condensed schedules of net position at September 30, 2020, 2019 and 2018 follow (in thousands):

Condensed Schedules of Net Position

	<u>2020</u>	<u>2019</u>	<u>2018</u>
Assets:			
Current	\$ 355,235	224,156	182,139
Capital assets, net	818,084	759,801	719,816
Other noncurrent	341,027	338,985	308,941
Total assets	<u>1,514,346</u>	<u>1,322,942</u>	<u>1,210,896</u>
Deferred outflows	96,526	91,038	87,469
Total assets and deferred outflows	<u>1,610,872</u>	<u>1,413,980</u>	<u>1,298,365</u>
Liabilities:			
Current	253,028	172,847	157,059
Noncurrent	927,735	1,053,095	1,006,862
Total liabilities	<u>1,180,763</u>	<u>1,225,942</u>	<u>1,163,921</u>
Deferred inflows	213,831	95,913	99,046
Total liabilities and deferred inflows	<u>1,394,594</u>	<u>1,321,855</u>	<u>1,262,967</u>
Net position:			
Net investment in capital assets	377,602	354,556	337,303
Restricted, nonexpendable	63,623	59,378	58,078
Restricted, expendable	82,912	69,139	68,311
Unrestricted	(307,859)	(390,948)	(428,294)
Total net position	<u>\$ 216,278</u>	<u>92,125</u>	<u>35,398</u>

UNIVERSITY OF SOUTH ALABAMA
(A Component Unit of the State of Alabama)
Management's Discussion and Analysis (Unaudited)
September 30, 2020 and 2019

Total assets and deferred outflows of the University as of September 30 is as follows:



Net position represents the residual interest in the University's assets and deferred outflows after liabilities and deferred inflows are deducted. Net position is classified into one of four categories:

Net investment in capital assets represents the University's capital assets less accumulated depreciation and outstanding principal balances of the debt attributable to the acquisition, construction, or improvement of those assets.

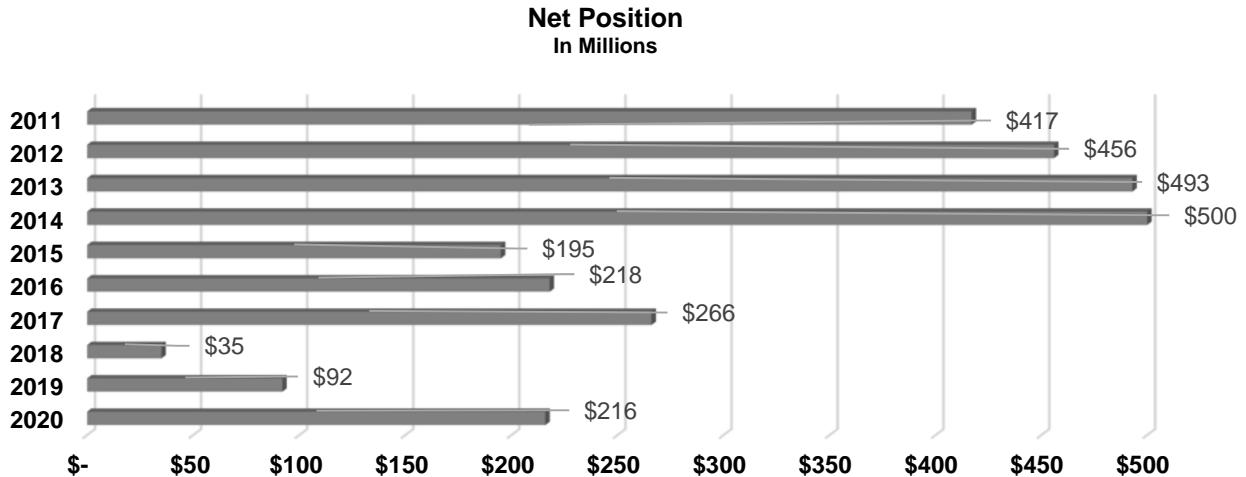
Restricted nonexpendable net position consists primarily of the University's permanent endowment funds. In accordance with the policies of the University, the earnings from these funds may be expended, but the corpus may not be expended and must remain intact with the University in perpetuity.

Restricted expendable net position is subject to externally imposed restrictions governing their use. The funds are restricted primarily for debt service, capital projects, student loans and scholarship purposes.

Unrestricted net position represents amounts not subject to externally imposed stipulations. Even though these funds are not legally restricted, the majority of the University's unrestricted net position has been internally designated for various projects, all supporting the mission of the University. Unrestricted net position includes funds for various academic and research programs, auxiliary operations (including student housing and dining services), student programs, capital projects and general operations. Also included in unrestricted net position at September 30, 2020 and 2019 is the impact of the net pension liability recorded pursuant to the requirements of GASB Statement No. 68 and the impact of the net OPEB liability recorded pursuant to the requirements of GASB Statement No. 75.

UNIVERSITY OF SOUTH ALABAMA
(A Component Unit of the State of Alabama)
Management's Discussion and Analysis (Unaudited)
September 30, 2020 and 2019

Net position of the University as of September 30 is as follows:



All categories of restricted net position collectively increased by approximately \$18,018,000 between September 30, 2020 and 2019, primarily due to the addition of restricted gifts to the University and investment earnings on those gifts. Unrestricted net position increased from \$(390,948,000) to \$(307,859,000) between September 30, 2020 and 2019. A summary of unrestricted net position at September 30, 2020 and 2019 is summarized as follows (in thousands):

	<u>2020</u>	<u>2019</u>
Unrestricted net position related to net pension liability	\$ (291,297)	(295,765)
Unrestricted net position related to net OPEB liability	(234,739)	(254,530)
Unrestricted net position related to other activity	218,177	159,347
Unrestricted net position	<u>\$ (307,859)</u>	<u>(390,948)</u>

Statements of Revenues, Expenses, and Changes in Net Position

Changes in total University net position are based on the activity presented in the statements of revenues, expenses, and changes in net position. The purpose of this statement is to present the changes in net position resulting from operating and nonoperating revenues earned by the University, and operating and nonoperating expenses incurred by the University, as well as any other revenues, expenses, gains, and losses earned or incurred by the University.

Generally, operating revenues have the characteristics of exchange transactions and are received or accrued for providing goods and services to the various customers and constituencies of the University. These include patient service revenues (net of provision for bad debts), tuition and fees (net of scholarship allowances), most noncapital grants and contracts, revenues from auxiliary activities and sales and services of educational

UNIVERSITY OF SOUTH ALABAMA
(A Component Unit of the State of Alabama)
Management's Discussion and Analysis (Unaudited)
September 30, 2020 and 2019

activities (primarily athletic activities). Operating expenses are those expenses paid or incurred to acquire or produce the goods and services provided in return for the operating revenues, and to carry out the mission of the University.

Nonoperating revenues have the characteristics of nonexchange transactions because generally no goods or services are provided. Such transactions include investment income, state appropriations, gifts and other contributions. State appropriations are required by GASB to be classified as nonoperating revenues. Nonoperating expenses are those expenses required in the operation and administration of the University, but not directly incurred to acquire or produce the goods and services provided in return for operating revenues. Such nonoperating expenses include interest on the University's indebtedness, losses related to the disposition of capital assets, transfers to affiliates to fund operations and transfers to intergovernmental agencies related to medical expenditures.

The condensed schedules of revenues, expenses, and changes in net position for the years ended September 30, 2020, 2019 and 2018 follow (in thousands):

**Condensed Schedules of Revenues, Expenses,
and Changes in Net Position**

	<u>2020</u>	<u>2019</u>	<u>2018</u>
Operating revenues:			
Tuition and fees, net	\$ 129,644	139,871	136,222
Patient service revenues, net	554,431	491,796	416,034
Federal, state and private grants and contracts	39,668	36,647	34,093
Other	58,949	62,527	66,730
	<u>782,692</u>	<u>730,841</u>	<u>653,079</u>
Operating expenses:			
Salaries and benefits	491,791	495,123	486,156
Supplies and other services	285,289	268,416	255,145
Other	81,216	79,492	78,081
	<u>858,296</u>	<u>843,031</u>	<u>819,382</u>
Operating loss	<u>(75,604)</u>	<u>(112,190)</u>	<u>(166,303)</u>
Nonoperating revenues and expenses:			
State appropriations	123,063	115,209	108,268
Net investment income	23,378	8,203	17,857
Other, net	41,274	25,189	22,674
Net nonoperating revenues	<u>187,715</u>	<u>148,601</u>	<u>148,799</u>
Income (loss) before capital contributions and grants and additions to endowment	112,111	36,411	(17,504)

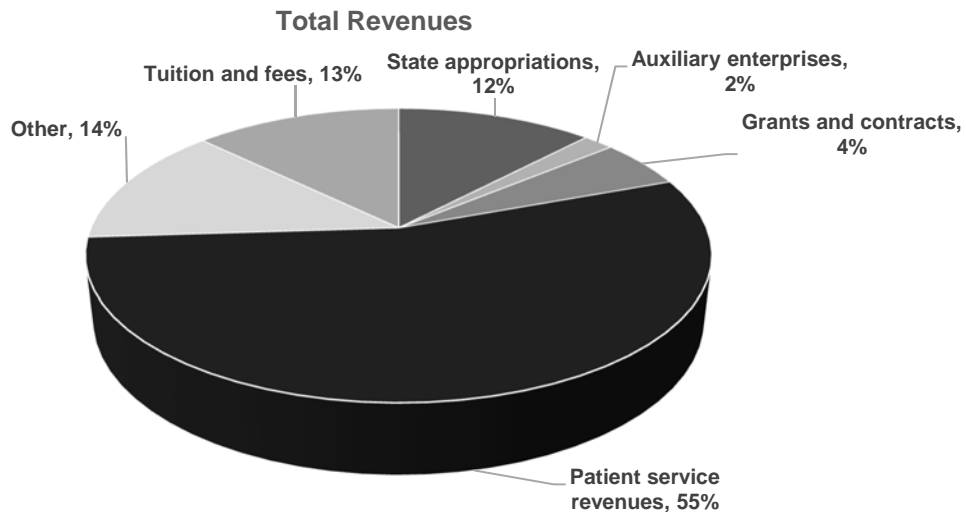
UNIVERSITY OF SOUTH ALABAMA
(A Component Unit of the State of Alabama)
Management's Discussion and Analysis (Unaudited)
September 30, 2020 and 2019

**Condensed Schedules of Revenues, Expenses,
and Changes in Net Position**

	<u>2020</u>	<u>2019</u>	<u>2018</u>
Capital contributions and grants and additions to endowment	\$ 12,042	20,316	16,770
Increase (decrease) in net position	<u>124,153</u>	<u>56,727</u>	<u>(734)</u>
Beginning net position, before cumulative effect of change in accounting principle	92,125	35,398	265,819
Cumulative effect of change in accounting principle	<u>—</u>	<u>—</u>	<u>(229,687)</u>
Beginning net position – as adjusted	<u>92,125</u>	<u>35,398</u>	<u>36,132</u>
Ending net position	<u>\$ 216,278</u>	<u>92,125</u>	<u>35,398</u>

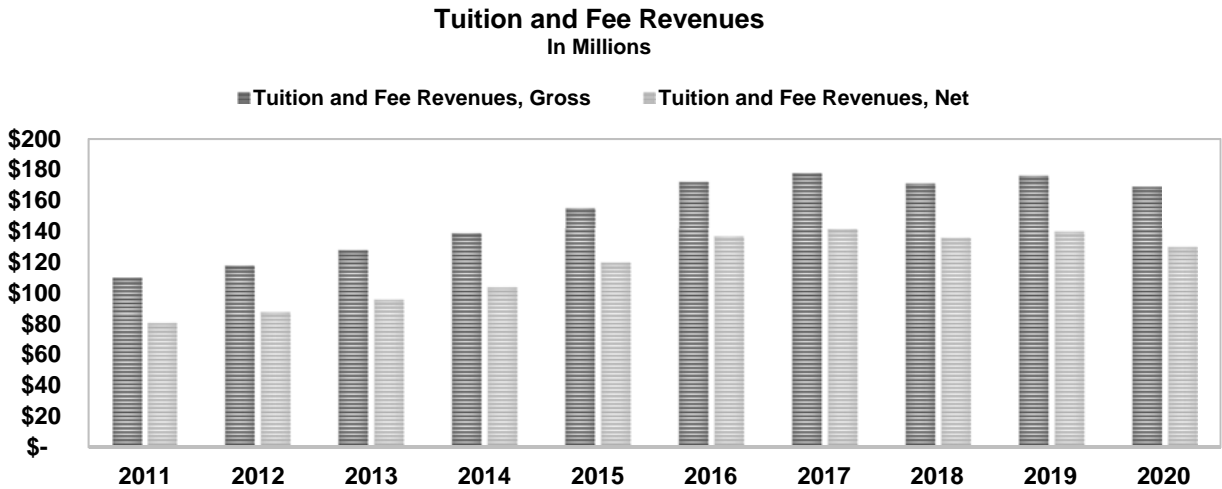
Approximately 55%, and 53% of total revenues of the University were net patient service revenues in 2020 and 2019, respectively. Excluding patient service revenues, tuition and fees charged to students represent the largest component of total University revenues, approximately 13%, and 15% of total revenues in 2020 and 2019, respectively. In both 2020 and 2019, state appropriations and grants and contracts (federal, state and private) represented approximately 16% of total revenues.

A summary of University revenues for the year ended September 30, 2020 is presented as follows:

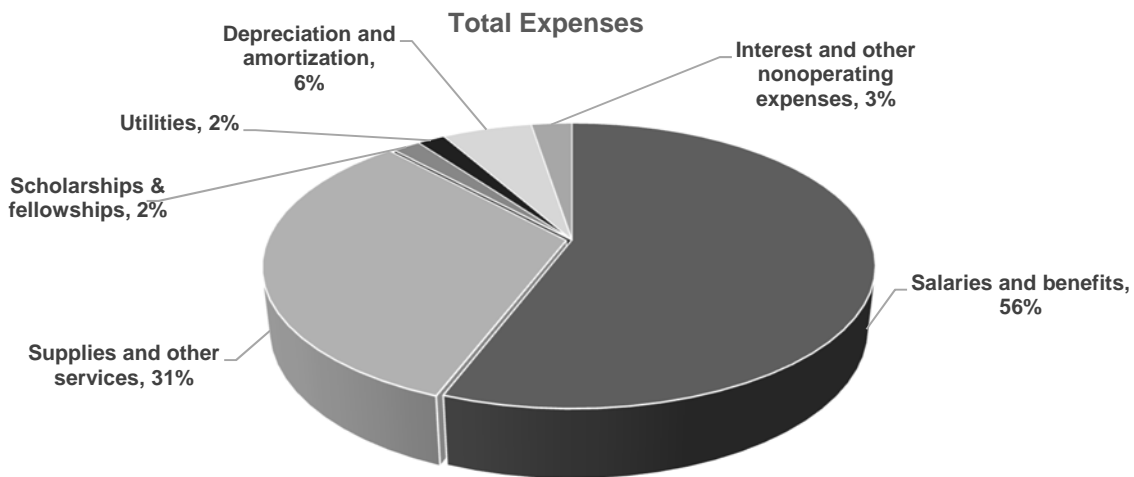


UNIVERSITY OF SOUTH ALABAMA
 (A Component Unit of the State of Alabama)
 Management's Discussion and Analysis (Unaudited)
 September 30, 2020 and 2019

Tuition revenues have generally increased in recent years. A decline in enrollment coupled with increases in tuition rates have caused tuition revenues to remain relatively flat. Tuition and fees, gross and net of scholarship allowances, for the past ten fiscal years are as follows:



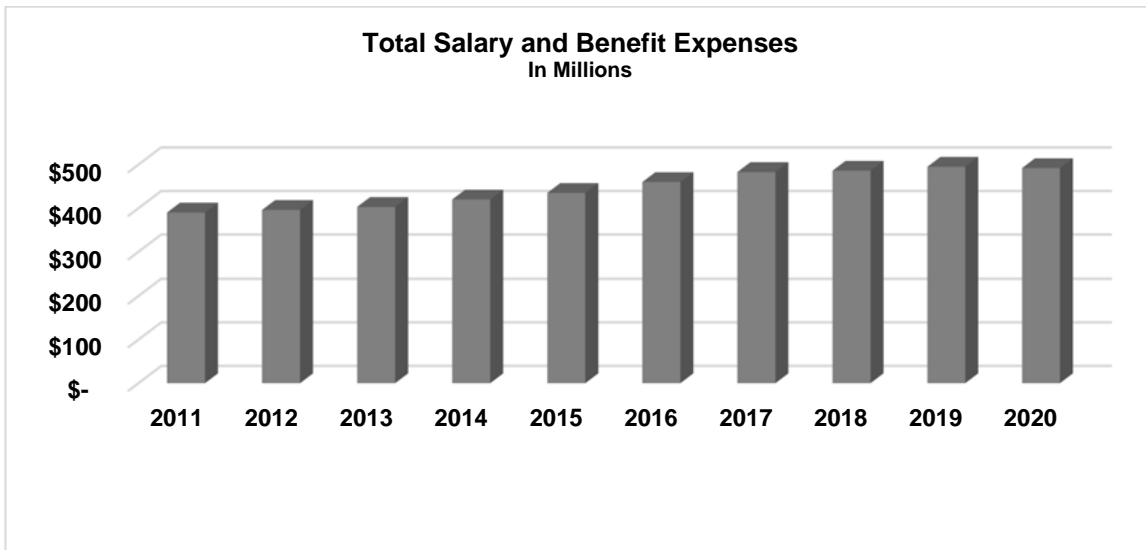
University expenses are presented using their natural expense classifications. A summary of University expenses for the year ended September 30, 2020 is presented as follows:



UNIVERSITY OF SOUTH ALABAMA
(A Component Unit of the State of Alabama)
Management's Discussion and Analysis (Unaudited)
September 30, 2020 and 2019

Functional classifications represent expenses categorized based on the function within the University. Such University functions include instruction, research, public service, academic support, student services, institutional support, operation and maintenance of plant and scholarships. Expenses related to auxiliary enterprise activities, USA Health and depreciation and amortization are presented separately. Functional expense information is presented in note 17 to the basic financial statements.

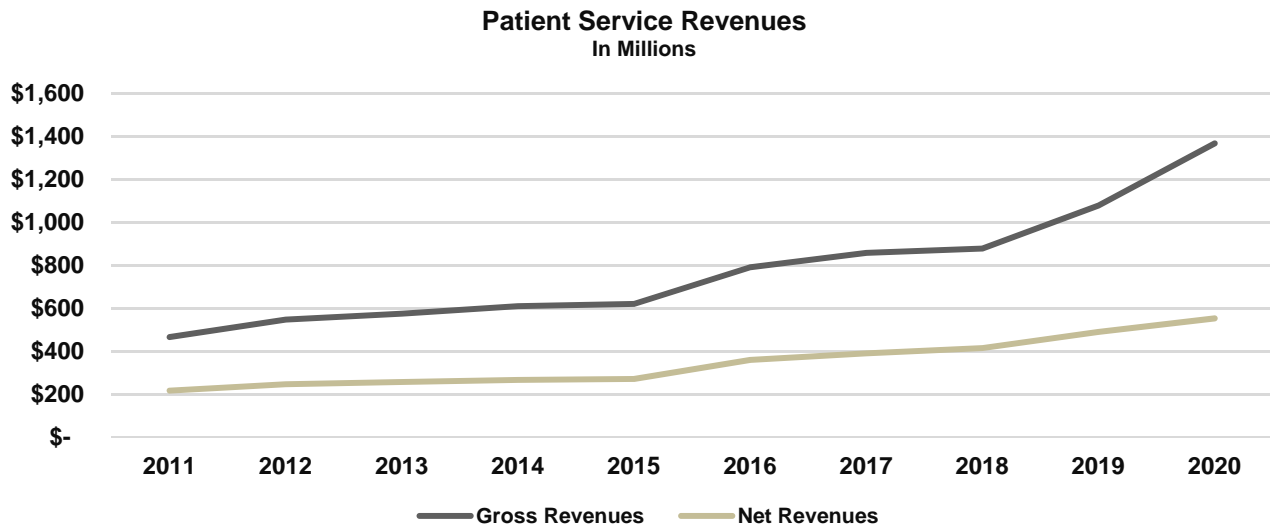
In 2020 and 2019, respectively, approximately 57% and 59% of the University's total operating expenses were salaries and benefits.



For the years ended September 30, 2020 and 2019, the University reported operating losses of approximately \$75,604,000 and \$112,190,000, respectively. Operating losses are offset partially by state appropriations, which, as mentioned earlier, are reported as nonoperating revenues. After considering all nonoperating revenues and expenses, the total change in net position was approximately \$124,153,000 and \$56,727,000 for the years ended September 30, 2020 and 2019, respectively.

UNIVERSITY OF SOUTH ALABAMA
(A Component Unit of the State of Alabama)
Management's Discussion and Analysis (Unaudited)
September 30, 2020 and 2019

USA Health represents a significant portion of total University revenues. Operating patient service revenues, gross and net, for the last ten fiscal years are presented as follows:



Statements of Cash Flows

The statements of cash flows present information related to cash flows of the University. The statements present cash flows by category: operating activities, noncapital financing activities, capital and related financing activities and investing activities. The net cash provided to, or used by, the University is presented by category.

Capital Assets and Debt Administration

Total capital asset additions for the University were approximately \$110,120,000 and \$88,796,000 in 2020 and 2019, respectively. Significant construction projects that remain in progress at September 30, 2020 include University Commons Clinic, Freestanding Emergency Room, Supply Warehouse, Hancock Whitney Stadium, Jon Lieber Baseball Clubhouse, the Transportation building, and major upgrades of infrastructure on the University's main campus. Major projects completed and placed into service in fiscal year 2020 include the Medical Simulation Lab Building, Mitchell Center renovations and MacQueen Alumni Center. At September 30, 2020, the University had outstanding commitments of approximately \$14,513,000 for various capital projects. Additional information regarding the University's capital assets is included in note 5.

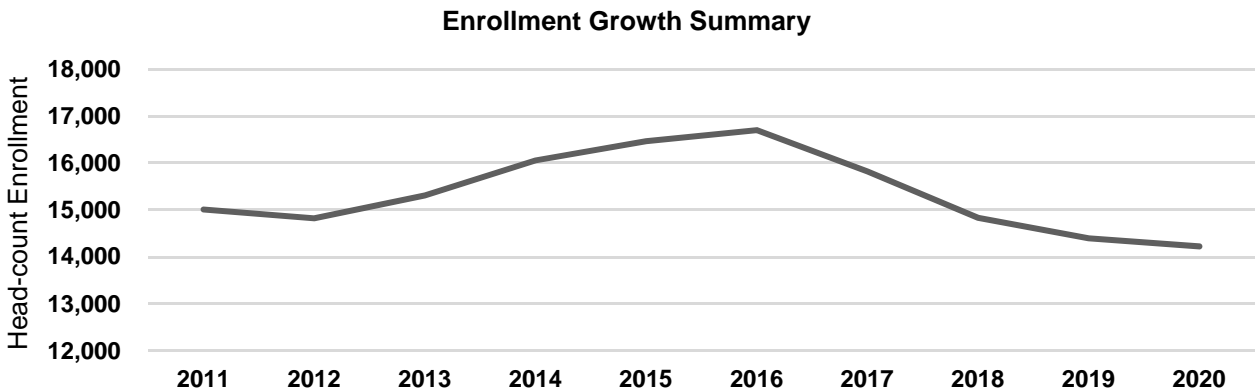
In February 2019, the University issued new revenue bonds, Series 2019AB, with a face value of \$66,190,000. The proceeds, along with internal contributions from the University, are financing the construction of Hancock Whitney Stadium and intramural fields. In December 2019, the University refinanced the Series 2010 Bond with the University Facilities Revenue Bond, Series 2019-C, with a face value of \$19,086,000. In February 2020, the University issued a new University Facilities Revenue Bond, Series 2020, with a face value of \$37,005,000. The proceeds, along with internal contributions from the University, are financing the transportation building, supply warehouse and certain USA Health facilities.

UNIVERSITY OF SOUTH ALABAMA
(A Component Unit of the State of Alabama)
Management's Discussion and Analysis (Unaudited)
September 30, 2020 and 2019

The University's bond credit rating is A1 (Stable) as rated by Moody's Investors Service and A+ (Stable) as rated by Standard and Poor's Global Ratings. Neither rating changed during 2020 or 2019. Moody's Investors Service and Standard and Poor's Global Ratings affirmed their ratings in conjunction with their assessment of the Series 2019 and 2020 Bond issuances. Additional information regarding the University's debt is included in note 7.

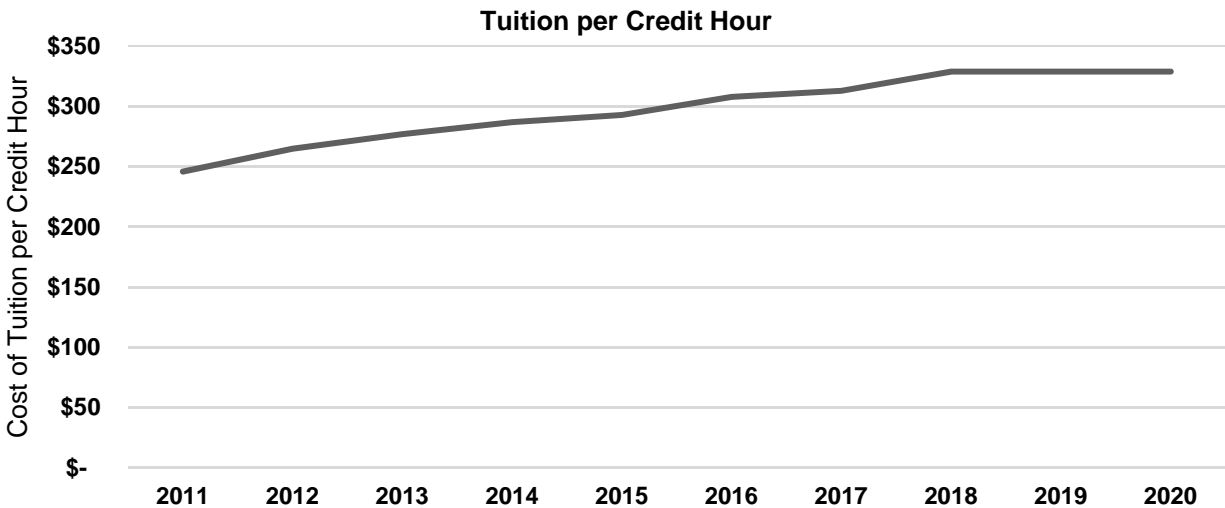
Economic Outlook

While, tuition and fee rates per credit hour have increased over the past ten years, there have been declines in enrollment since 2016. The University experienced a decline in enrollment of approximately 3% from Fall 2018 to Fall 2019 and an additional decline of 1% between Fall 2019 and Fall 2020, with declines primarily resulting from a decrease in international student enrollment and a decrease in the number of incoming freshmen. The enrollment trend for the University between 2011 and 2020 is as follows:



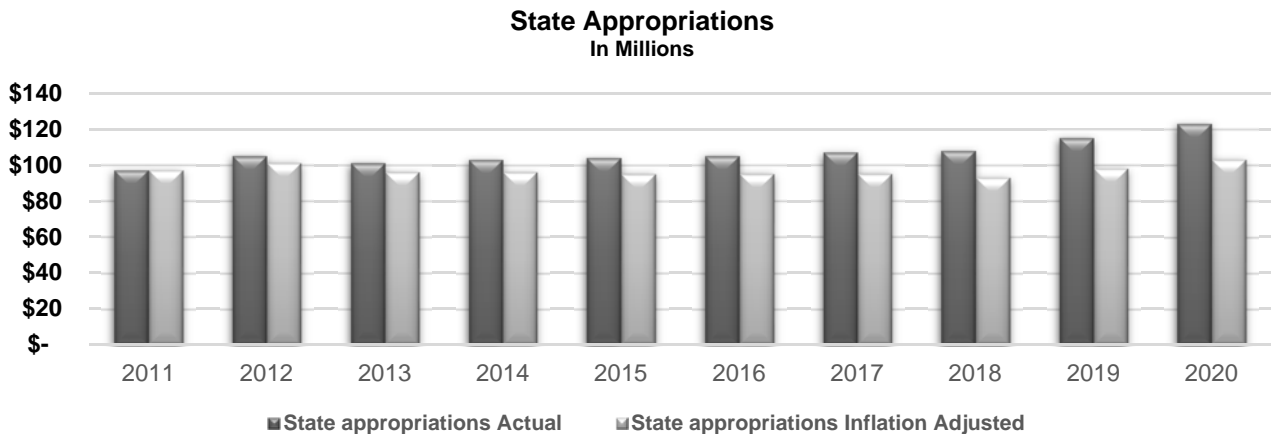
UNIVERSITY OF SOUTH ALABAMA
(A Component Unit of the State of Alabama)
Management's Discussion and Analysis (Unaudited)
September 30, 2020 and 2019

During the same period, in-state tuition per credit hour has increased by approximately 34%. Similar increases have been experienced in out-of-state tuition and College of Medicine tuition. The trend of in-state tuition per credit hour between 2011 and 2020 is as follows:



A state appropriation in the amount of approximately \$118,299,000 and \$115,209,000 was authorized and received for the years ended September 30, 2020 and 2019, respectively. An additional appropriation of approximately \$4,764,000 was received during fiscal year 2020 for advancement and technology, and certain healthcare initiatives. A state appropriation in the amount of approximately \$121,564,000, representing an increase of approximately 2.76%, has been authorized for the year ending September 30, 2021. While no announcement has been made, the University is aware that reductions in the 2021 appropriation are possible.

The ten-year trend of state appropriations for the University is as follows:



UNIVERSITY OF SOUTH ALABAMA
(A Component Unit of the State of Alabama)
Management's Discussion and Analysis (Unaudited)
September 30, 2020 and 2019

In addition to state appropriations, the University is subject to declines in general economic and political conditions in the United States and, specifically, the State of Alabama. Weakening of the economy, as well as changes in federal and state funding policies, could potentially have a negative impact on the University's enrollment, extramural funding, endowment performance and health care operations.

During the second fiscal quarter of 2020, The United States was thrust into the midst of a pandemic health crisis related to the spread of the 2019 novel coronavirus, or COVID-19 (the "Crisis"). While the impact of the pandemic has been managed to date, the ultimate economic impact on the operations of the University could be significant both from an operational and financial standpoint.

As a result of the Crisis, the University moved the delivery of all instruction to an on-line format in March and required that students, where possible, vacate on-campus residence halls, resulting in a pro-rata refund of housing and dining fees. Additionally, all instruction for the May and summer terms was delivered online and residence halls remained largely closed. The University returned to modified in-person delivery of education for the fall semester and residence halls reopened at a lower capacity level. As noted earlier fall enrollment remained relatively constant.

This Crisis also impacted the operations of USA Health as most elective procedures at USA University Hospital and USA Children's and Women's Hospital were postponed or canceled resulting in a decline in revenues. As of the end of fiscal 2020, USA Health operations have returned to a normal level with minimum impact on the finances of USA Health.

Management has taken a number of actions to mitigate the anticipated declines in operations, including a reduction of operational expenses throughout the University, including USA Health. Additionally, the University has taken all necessary steps to ensure that the University takes full advantage of the Coronavirus Aid, Relief and Economic Security Act of 2020 (the "CARES Act"). As of September 30, 2020, the University has been awarded approximately \$31,437,000 in grants from federal and state sources. Of those grants, payments of approximately \$17,844,000 have been received as of year-end. Revenues of approximately \$14,919,000 have been recognized in the 2020 financial statements.

Management believes that the impact of the Crisis will continue in the 2021 fiscal year.

Other than the issues presented above, University administration is not aware of any other currently known facts, decisions, or conditions that are expected to have a significant effect on the University's financial position or results of operations during fiscal year 2021 or beyond.

Requests for Information

These basic financial statements are designed to provide a general overview of the University of South Alabama and its component units' financial activities and to demonstrate the University's accountability. Questions concerning any of the information provided in this report or requests for additional information should be addressed to G. Scott Weldon; Vice President for Finance and Administration; University of South Alabama Administration Building Room 170; Mobile, Alabama 36688. These basic financial statements can be obtained from our website at <http://www.southalabama.edu/departments/financialaffairs/businessoffice/statements.html>.



KPMG LLP
Suite 1100
One Jackson Place
188 East Capitol Street
Jackson, MS 39201-2127

Independent Auditors' Report

The Board of Trustees
University of South Alabama:

Report on the Financial Statements

We have audited the accompanying financial statements of the University of South Alabama, a component unit of the State of Alabama, (the University) and its aggregate discretely presented component units, as of and for the years ended September 30, 2020 and 2019, and the related notes to the financial statements, which collectively comprise the University's basic financial statements as listed in the table of contents.

Management's Responsibility for the Financial Statements

Management is responsible for the preparation and fair presentation of these financial statements in accordance with U.S. generally accepted accounting principles; this includes the design, implementation, and maintenance of internal control relevant to the preparation and fair presentation of financial statements that are free from material misstatement, whether due to fraud or error.

Auditors' Responsibility

Our responsibility is to express opinions on these financial statements based on our audits. We did not audit the 2020 financial statements of the University of South Alabama Foundation, which represent 93% and 99%, respectively, of the total assets and net assets or net position as of June 30, 2020 and 49% of revenues, gains and other support for the year then ended of the aggregate discretely presented component units. Nor did we audit the 2019 consolidated financial statements of the University of South Alabama Foundation, which represent 93% and 99%, respectively, of the total assets and net assets or net position as of June 30, 2019 and 49% of revenues, gains and other support for the year then ended of the aggregate discretely presented component units. Those statements were audited by other auditors whose report, which included an emphasis of matter paragraph related to the retroactive adoption of the provisions of Accounting Statements Update No. 2016-14, *Presentation of Financial Statements of Not-for-Profit Entities*, effective July 1, 2018, has been furnished to us, and our opinion, insofar as it relates to the amounts included for the University of South Alabama Foundation, is based solely on the report of the other auditors. We conducted our audits in accordance with auditing standards generally accepted in the United States of America and the standards applicable to financial audits contained in *Government Auditing Standards*, issued by the Comptroller General of the United States. Those standards require that we plan and perform the audit to obtain reasonable assurance about whether the financial statements are free from material misstatement. The financial statements of the University of South Alabama Foundation were not audited in accordance with *Government Auditing Standards*.



An audit involves performing procedures to obtain audit evidence about the amounts and disclosures in the financial statements. The procedures selected depend on the auditors' judgment, including the assessment of the risks of material misstatement of the financial statements, whether due to fraud or error. In making those risk assessments, the auditor considers internal control relevant to the entity's preparation and fair presentation of the financial statements in order to design audit procedures that are appropriate in the circumstances, but not for the purpose of expressing an opinion on the effectiveness of the entity's internal control. Accordingly, we express no such opinion. An audit also includes evaluating the appropriateness of accounting policies used and the reasonableness of significant accounting estimates made by management, as well as evaluating the overall presentation of the financial statements.

We believe that the audit evidence we have obtained is sufficient and appropriate to provide a basis for our audit opinions.

Opinions

In our opinion, based on our audits and the report of the other auditors, the financial statements referred to above present fairly, in all material respects, the respective financial position of the University and its aggregate discretely presented component units as of September 30, 2020 and 2019, and the respective changes in financial position, and where applicable, cash flows thereof for the years then ended in accordance with U.S. generally accepted accounting principles.

Other Matters

U.S. generally accepted accounting principles require that the management's discussion and analysis on pages 1-12, the schedule of the University's proportionate share of the net pension liability and related ratios, schedule of the University's pension contributions, schedule of the University's proportionate share of the net OPEB liability and related ratios, and schedule of the University's OPEB contributions on pages 83 - 86 be presented to supplement the basic financial statements. Such information, although not a part of the basic financial statements, is required by the Governmental Accounting Standards Board who considers it to be an essential part of financial reporting for placing the basic financial statements in an appropriate operational, economic, or historical context. We have applied certain limited procedures to the required supplementary information in accordance with auditing standards generally accepted in the United States of America, which consisted of inquiries of management about the methods of preparing the information and comparing the information for consistency with management's responses to our inquiries, the basic financial statements, and other knowledge we obtained during our audits of the basic financial statements. We do not express an opinion or provide any assurance on the information because the limited procedures do not provide us with sufficient evidence to express an opinion or provide any assurance.

Other Reporting Required by *Government Auditing Standards*

In accordance with *Government Auditing Standards*, we have also issued our report dated November 16, 2020, on our consideration of the University's internal control over financial reporting and on our tests of its compliance with certain provisions of laws, regulations, contracts, and grant agreements and other matters. The purpose of that report is solely to describe the scope of our testing of internal control over financial reporting and compliance and the results of that testing, and not to provide an opinion on the effectiveness of the University's internal control over financial reporting or on compliance. That report is an integral part of an audit performed in accordance with *Government Auditing Standards* in considering the University's internal control over financial reporting and compliance.

KPMG LLP

Jackson, Mississippi
November 16, 2020

UNIVERSITY OF SOUTH ALABAMA
(A Component Unit of the State of Alabama)

Statements of Net Position

September 30, 2020 and 2019

(In thousands)

	2020	2019
Current assets:		
Cash and cash equivalents	\$ 237,573	110,282
Investments	35,831	28,572
Patient receivables (net of allowance for doubtful accounts of \$74,026 in 2020 and \$92,114 in 2019)	45,796	53,104
Accounts receivable, other	16,694	14,479
Notes receivable, net	7,321	8,063
Prepaid expenses, inventories, and other	12,020	9,656
Total current assets	355,235	224,156
Noncurrent assets:		
Restricted cash and cash equivalents	50,805	60,181
Restricted investments	265,620	255,412
Investments	19,993	10,200
Other noncurrent assets and accounts receivable	4,609	13,192
Capital assets, net	818,084	759,801
Total noncurrent assets	1,159,111	1,098,786
Total assets	1,514,346	1,322,942
Deferred outflows	96,526	91,038
Total assets and deferred outflows	1,610,872	1,413,980
Current liabilities:		
Accounts payable and accrued liabilities	113,363	84,748
Unrecognized revenues	101,731	56,141
Deposits	3,386	3,019
Current portion of other long-term liabilities	6,515	6,374
Current portion of long-term debt	28,033	22,565
Total current liabilities	253,028	172,847
Noncurrent liabilities:		
Long-term debt, less current portion	443,321	420,861
Net pension liability	294,615	282,739
Net other postemployment benefits liability	103,288	259,418
Other long-term liabilities, less current portion	86,511	90,077
Total noncurrent liabilities	927,735	1,053,095
Total liabilities	1,180,763	1,225,942
Deferred inflows	213,831	95,913
Total liabilities and deferred inflows	1,394,594	1,321,855
Net position:		
Net investment in capital assets	377,602	354,556
Restricted, nonexpendable:		
Scholarships	32,898	29,028
Other	30,725	30,350
Restricted, expendable:		
Scholarships	24,699	18,490
Other	58,213	50,649
Unrestricted deficit	(307,859)	(390,948)
Total net position	\$ 216,278	92,125

See accompanying notes to basic financial statements.

UNIVERSITY OF SOUTH ALABAMA FOUNDATION
(Discretely Presented Component Unit of the University of South Alabama)

Consolidated Statements of Financial Position

June 30, 2020 and 2019

(In thousands)

Assets	2020	2019
Cash and cash equivalents	\$ 2,633	1,520
Investments:		
Equity securities	157,457	150,796
Timber and mineral properties	168,063	164,307
Real estate	53,455	61,508
Other	5,811	5,809
Other assets	453	444
Total assets	\$ 387,872	384,384
Liabilities and Net Assets		
Liabilities:		
Accounts payable	\$ 155	135
Other liabilities	594	737
Total liabilities	749	872
Net assets:		
Without donor restrictions	79,835	89,245
With donor restrictions	307,288	294,267
Total net assets	387,123	383,512
Total liabilities and net assets	\$ 387,872	384,384

See accompanying notes to basic financial statements.

USA RESEARCH AND TECHNOLOGY CORPORATION
(Discretely Presented Component Unit of the University of South Alabama)

Statements of Net Position

September 30, 2020 and 2019

(In thousands)

	2020	2019
Assets:		
Current assets:		
Unrestricted cash and cash equivalents	\$ 819	649
Rent receivable	187	211
Prepaid expenses and other current assets	19	2
Total current assets	1,025	862
Noncurrent assets:		
Intangible assets, net	215	217
Capital assets, net	19,738	20,840
Total noncurrent assets	19,953	21,057
Deferred outflows	1,089	1,262
Total assets and deferred outflows	22,067	23,181
Liabilities:		
Current liabilities:		
Deposits, other current liabilities, and accrued expenses	202	455
Unrecognized rent revenue	353	393
Current portion of notes payable	7,950	1,043
Total current liabilities	8,505	1,891
Noncurrent liabilities:		
Notes payable, excluding current portion	12,531	20,201
Payable to University of South Alabama	—	368
Total noncurrent liabilities	12,531	20,569
Total liabilities	21,036	22,460
Net position:		
Net investment in capital assets	555	393
Unrestricted	476	328
Total net position	\$ 1,031	721

See accompanying notes to basic financial statements.

UNIVERSITY OF SOUTH ALABAMA HEALTH CARE AUTHORITY
(Discretely Presented Component Unit of the University of South Alabama)

Statements of Net Position

September 30, 2020 and 2019

(In thousands)

	2020	2019
Assets:		
Current assets:		
Cash and cash equivalents	\$ 2,576	1,188
Patient receivables (net of allowance for doubtful accounts of \$450 in 2020 and \$381 in 2019)	1,552	2,195
Inventories	32	155
Other current assets	614	678
Total current assets	4,774	4,216
Noncurrent assets:		
Capital assets	1,932	1,602
Total assets	6,706	5,818
Liabilities:		
Current liabilities:		
Accounts payable and accrued liabilities	2,258	1,448
Accrued salaries and wages	2,535	1,439
Unrecognized revenue	1,640	—
Other current liabilities	19	—
Total current liabilities	6,452	2,887
Noncurrent liabilities:		
Long term debt, less current portion	24	—
Total liabilities	6,476	2,887
Net position:		
Net investment in capital assets	1,889	1,602
Unrestricted	(1,659)	1,329
Total net position	\$ 230	2,931

See accompanying notes to basic financial statements.

UNIVERSITY OF SOUTH ALABAMA
(A Component Unit of the State of Alabama)

Statements of Revenues, Expenses, and Changes in Net Position

Years ended September 30, 2020 and 2019

(In thousands)

	2020	2019
Operating revenues:		
Tuition and fees (net of scholarship allowances of \$38,995 in 2020 and \$35,767 in 2019)	\$ 129,644	139,871
Patient service revenues (net of provision for bad debts of \$99,459 in 2020 and \$99,713 in 2019)	554,431	491,796
Federal grants and contracts	21,814	20,276
State grants and contracts	8,884	9,513
Private grants and contracts	8,970	6,858
Auxiliary enterprises (net of scholarship allowances of \$1,206 in 2020 and \$1,106 in 2019)	19,038	21,481
Other operating revenues	39,911	41,046
Total operating revenues	782,692	730,841
Operating expenses:		
Salaries and benefits	491,791	495,123
Supplies and other services	285,289	268,416
Scholarships and fellowships	15,464	13,990
Utilities	15,515	16,877
Depreciation and amortization	50,237	48,625
Total operating expenses	858,296	843,031
Operating loss	(75,604)	(112,190)
Nonoperating revenues (expenses):		
State appropriations	123,063	115,209
Net investment income	23,378	8,203
Interest expense	(9,543)	(12,106)
Other nonoperating revenues	64,035	48,307
Other nonoperating expenses	(13,218)	(11,012)
Net nonoperating revenues	187,715	148,601
Income before capital contributions and grants and additions to endowment	112,111	36,411
Capital contributions and grants	6,631	13,617
Additions to endowment	5,411	6,699
Increase in net position	124,153	56,727
Net position:		
Beginning of year	92,125	35,398
End of year	\$ 216,278	92,125

See accompanying notes to basic financial statements.

UNIVERSITY OF SOUTH ALABAMA FOUNDATION
(Discretely Presented Component Unit of the University of South Alabama)

Consolidated Statement of Activities and Changes in Net Assets

Year ended June 30, 2020

(In thousands)

	<u>Without Donor Restrictions</u>	<u>With Donor Restrictions</u>	<u>Total</u>
Revenues, gains, losses and other support:			
Net realized and unrealized gains (losses) on investments	\$ (3,741)	14,488	10,747
Rents, royalties and timber sales	3,810	148	3,958
Interest and dividends	1,081	1,101	2,182
Gifts	1	5,294	5,295
Required match of donor contributions	(5)	5	—
Interfund interest	(350)	350	—
Other income	390	—	390
Net assets released from program restrictions	8,365	(8,365)	—
Total revenues, gains, losses and other support	<u>9,551</u>	<u>13,021</u>	<u>22,572</u>
Expenditures:			
Program services:			
Faculty support	2,632	—	2,632
Scholarships	1,114	—	1,114
Other academic programs	6,851	—	6,851
Total program service expenditures	10,597	—	10,597
Management and general	2,293	—	2,293
Other investment expense	1,546	—	1,546
Depletion expense	4,485	—	4,485
Depreciation expense	40	—	40
Total expenditures	<u>18,961</u>	<u>—</u>	<u>18,961</u>
Change in net assets	(9,410)	13,021	3,611
Net assets – beginning of year	<u>89,245</u>	<u>294,267</u>	<u>383,512</u>
Net assets – end of year	<u>\$ 79,835</u>	<u>307,288</u>	<u>387,123</u>

See accompanying notes to basic financial statements.

UNIVERSITY OF SOUTH ALABAMA FOUNDATION
(Discretely Presented Component Unit of the University of South Alabama)

Consolidated Statement of Activities and Changes in Net Assets

Year ended June 30, 2019

(In thousands)

	Without Donor Restrictions	With Donor Restrictions	Total
Revenues, gains, losses and other support:			
Net realized and unrealized gains (losses) on investments	\$ (2,731)	19,146	16,415
Rents, royalties and timber sales	3,080	152	3,232
Interest and dividends	925	1,289	2,214
Gifts	1	4,136	4,137
Required match of donor contributions	(4)	4	—
Interfund interest	(500)	500	—
Other income	335	—	335
Net assets released from program restrictions	7,683	(7,683)	—
Total revenues, gains, losses and other support	8,789	17,544	26,333
Expenditures:			
Program services:			
Faculty support	2,473	—	2,473
Scholarships	1,172	—	1,172
Other academic programs	6,390	—	6,390
Total program service expenditures	10,035	—	10,035
Management and general	2,195	—	2,195
Other investment expense	1,591	—	1,591
Depletion expense	3,170	—	3,170
Depreciation expense	40	—	40
Total expenditures	17,031	—	17,031
Change in net assets	(8,242)	17,544	9,302
Net assets – beginning of year	97,487	276,723	374,210
Net assets – end of year	\$ 89,245	294,267	383,512

See accompanying notes to basic financial statements.

USA RESEARCH AND TECHNOLOGY CORPORATION
(Discretely Presented Component Unit of the University of South Alabama)

Statements of Revenues, Expenses, and Changes in Net Position

Years ended September 30, 2020 and 2019

(In thousands)

	2020	2019
Operating revenues	\$ 3,961	3,607
Operating expenses:		
Building management and operating expenses	1,163	1,189
Depreciation and amortization	1,161	1,125
Legal and administrative fees	221	192
Insurance	29	29
Total operating expenses	2,574	2,535
Operating income	1,387	1,072
Nonoperating revenues (expenses):		
Interest expense	(1,085)	(1,123)
Debt issuance expense	—	(25)
Other	8	(7)
Net nonoperating expenses	(1,077)	(1,155)
Change in net position	310	(83)
Net position:		
Beginning of year	721	804
End of year	\$ 1,031	721

See accompanying notes to basic financial statements.

UNIVERSITY OF SOUTH ALABAMA HEALTH CARE AUTHORITY
(Discretely Presented Component Unit of the University of South Alabama)

Statements of Revenues, Expenses, and Changes in Net Position

Years ended September 30, 2020 and 2019

(In thousands)

	2020	2019
Operating revenues:		
Patient service revenues (net of provision for bad debts of \$643 in 2020 and \$283 in 2019)	\$ 18,581	22,470
Other operating revenues	1,196	1,098
Total operating revenues	19,777	23,568
Operating expenses:		
Salaries and benefits	22,992	18,132
Building and equipment expenses	2,787	1,751
Medical and surgical supplies	2,194	6,870
Other expenses	4,769	4,231
Depreciation and amortization	415	276
Total operating expenses	33,157	31,260
Operating loss	(13,380)	(7,692)
Nonoperating revenues:		
Investment income	5	—
Support from University of South Alabama	10,478	9,394
Other nonoperating revenues	196	9
Total nonoperating revenues	10,679	9,403
(Decrease) increase in net position	(2,701)	1,711
Net position at beginning of year	2,931	1,220
Net position at end of year	\$ 230	2,931

See accompanying notes to basic financial statements.

UNIVERSITY OF SOUTH ALABAMA
(A Component Unit of the State of Alabama)

Statements of Cash Flows

Years ended September 30, 2020 and 2019

(In thousands)

	2020	2019
Cash flows from operating activities:		
Receipts related to tuition and fees	\$ 127,260	138,226
Receipts from and on behalf of patients and third-party payers	561,967	478,756
Receipts from grants and contracts	38,627	34,553
Receipts related to auxiliary enterprises	19,237	20,439
Payments to suppliers and vendors	(301,683)	(267,340)
Payments to employees and related benefits	(474,360)	(506,781)
Payments for scholarships and fellowships	(14,574)	(12,886)
Other operating receipts	19,402	51,947
	(24,124)	(63,086)
Net cash used in operating activities		
Cash flows from noncapital financing activities:		
State appropriations	123,063	115,209
Endowment gifts	5,411	6,699
Agency funds received	2,537	2,443
Agency funds disbursed	(1,851)	(2,085)
Student loan program receipts	144,694	149,937
Student loan program disbursements	(145,725)	(148,193)
Other nonoperating revenues	119,217	38,518
Other nonoperating expenses	(14,298)	(10,820)
	233,048	151,708
Net cash provided by noncapital financing activities		
Cash flows from capital and related financing activities:		
Capital contributions and grants	6,631	13,617
Purchases of capital assets	(101,589)	(89,056)
Proceeds from sales of capital assets	18	60
Proceeds from issuance of capital debt	64,528	71,067
Principal payments on capital debt	(40,988)	(23,137)
Interest payments on capital debt	(15,699)	(14,203)
	(87,099)	(41,652)
Net cash used in capital and related financing activities		
Cash flows from investing activities:		
Interest and dividends on investments	8,582	2,977
Purchases of investments	(119,852)	(66,090)
Proceeds from sales of investments	107,360	90,270
	(3,910)	27,157
Net cash (used in) provided by investing activities		
Net increase in cash and cash equivalents	117,915	74,127
Cash and cash equivalents (unrestricted and restricted):		
Beginning of year	170,463	96,336
End of year	\$ 288,378	170,463

UNIVERSITY OF SOUTH ALABAMA
(A Component Unit of the State of Alabama)
Statements of Cash Flows
Years ended September 30, 2020 and 2019
(In thousands)

	<u>2020</u>	<u>2019</u>
Reconciliation of operating loss to net cash provided by (used in) operating activities:		
Operating loss	\$ (75,604)	(112,190)
Adjustments to reconcile operating loss to net cash provided by (used in) operating activities:		
Depreciation and amortization	50,237	48,625
Changes in assets and liabilities, net:		
Student receivables	(1,568)	634
Net patient receivables	7,308	(9,263)
Grants and contracts receivables	(2,452)	(2,562)
Other receivables	(18,447)	10,824
Prepaid expenses, inventories, and other	11,936	(9,665)
Accounts payable and accrued liabilities	4,252	12,725
Unrecognized revenues	214	(2,214)
Net cash provided by (used in) operating activities	<u>\$ (24,124)</u>	<u>(63,086)</u>
Noncash investing, noncapital financing, and capital and related financing transactions:		
Net increase in fair value of investments recognized as a component of investment income	\$ 14,980	9,716
Addition of capital leases	3,584	2,240
Additional maturity on capital appreciation on bonds payable and other borrowings recorded as interest expense	—	49
Gifts of capital and other assets	115	204
Capitalization of construction period interest	4,662	2,030
(Decrease) increase in accounts payable related to capital assets	(2,967)	6,412

See accompanying notes to basic financial statements.

UNIVERSITY OF SOUTH ALABAMA
(A Component Unit of the State of Alabama)
Notes to Basic Financial Statements
September 30, 2020 and 2019

(1) Summary of Significant Accounting Policies

(a) Reporting Entity

On May 3, 1963, the Governor of Alabama signed enabling legislation creating the University of South Alabama (the University). The accompanying basic financial statements present the financial position and activities of the University, which is a component unit of the State of Alabama. The financial statements of the University present the financial position, changes in financial position and, where applicable, cash flows of only that portion of the basic financial statements and the aggregate discretely presented component units of the State of Alabama that is attributable to the transactions of the University.

The financial reporting entity, as defined by Governmental Accounting Standards Board (GASB) Statement No. 14, *The Financial Reporting Entity*, and amended by GASB Statement No. 39, *Determining Whether Certain Organizations Are Component Units*, GASB Statement No. 61, *The Financial Reporting Entity: Omnibus*, and GASB Statement No. 80, *Blending Requirements for Certain Component Units*, consists of the primary government and all of its component units. Component units are legally separate organizations for which the primary government is financially accountable. In addition, the primary government may determine, through exercise of management's professional judgment, that the inclusion of an organization that does not meet the financial accountability criteria is necessary in order to prevent the reporting entity's financial statements from being misleading. In such instances, that organization is included as a component unit. Accordingly, the basic financial statements include the accounts of the University, as the primary government, and the accounts of the entities discussed below as component units.

GASB Statement No. 61 amended GASB Statements No. 14 and No. 39, and provides criteria for determining whether certain organizations should be reported as component units based on the nature and significance of their relationship with the primary government. Such criteria include the appointment of a voting majority of the board of the organization, the ability to impose the will of the primary government on the organization and the financial benefits/burden between the primary government and the potential component unit. The statement also clarifies reporting and disclosure requirements for those organizations. Based on these criteria as of September 30, 2020 and 2019, the University reports the University of South Alabama Foundation (USA Foundation), the USA Research and Technology Corporation (the Corporation) and the University of South Alabama Health Care Authority (HCA) as discretely presented component units.

The University is also affiliated with the South Alabama Medical Science Foundation (SAMSF), Gulf Coast TotalCare (Gulf Coast) and the University of South Alabama Foundation for Research and Commercialization (FRAC). These entities are considered component units of the University under the provisions of GASB Statements No. 14, 39, 61 and 80. However, these entities are not discretely presented in the accompanying financial statements as the University does not consider them significant enough to warrant inclusion in the University's reporting entity.

GASB requires the University, as the primary government, to include in its basic financial statements, as a blended component unit, organizations that, even though they are legally separate entities, meet certain requirements. Based on these requirements, the University reports the Professional Liability

UNIVERSITY OF SOUTH ALABAMA
(A Component Unit of the State of Alabama)

Notes to Basic Financial Statements

September 30, 2020 and 2019

	2019					
	Beginning balance	Additions	Reductions	Ending balance	Less amounts due within one year	Noncurrent liabilities
Long-term debt:						
Bonds payable	\$ 370,201	71,813	(18,385)	423,629	16,211	407,418
Notes payable from direct borrowings	5,160	—	(865)	4,295	892	3,403
Capital lease obligations	18,270	2,240	(5,008)	15,502	5,462	10,040
Total long-term debt	393,631	74,053	(24,258)	443,426	22,565	420,861
Other noncurrent liabilities:						
Net pension liability	296,654	—	(13,915)	282,739	—	282,739
Net OPEB liability	256,178	3,240	—	259,418	—	259,418
Other long-term liabilities	91,165	15,596	(10,310)	96,451	6,374	90,077
Total other noncurrent liabilities	643,997	18,836	(24,225)	638,608	6,374	632,234
Total noncurrent liabilities	\$ 1,037,628	92,889	(48,483)	1,082,034	28,939	1,053,095

Other long-term liabilities primarily consist of self-insurance liabilities, liabilities related to compensated absences and the fair value of derivatives. Amounts due within one year are included in current portion of other long-term liabilities.

During 2017, the University entered into a note payable for a period of ten years payable monthly at \$19,000. This agreement commenced in November 2016 to finance improvements of the HVAC system. In January 2020, there was an amendment of the Alabama Power note payable by an increase in the amount of \$2,147,000. The amount outstanding on the note at September 30, 2020 and 2019 is \$3,405,000 and \$1,605,000, respectively, and is reported as long-term debt (and current portion thereof) in the statements of net position.

During 2015, the University entered into a variable interest rate revolving line of credit with Compass Bank to, among other reasons, fund the acquisition of certain real property by USA Health. The total amount available under the line of credit was \$5,000,000 and interest on the outstanding amounts accrued at the rate of the London InterBank Offered Rate (LIBOR) plus 1.00%. In July 2018, the University converted the line of credit into a term loan for a period of five years, with monthly payments of \$63,000 and interest accruing at the fixed rate of 3.85% per annum. The amount outstanding at September 30, 2020 and 2019 is \$2,029,000 and \$2,690,000, respectively, and is reported as long-term debt (and current portion thereof) in the statements of net position.

During 2020, the University entered into a variable rate revolving line of credit with Hancock Whitney Bank to ensure the University was adequately prepared for potential cash-flow issues that could have been caused by the onset of the COVID-19 pandemic. The line of credit expires in June 2021. The total amount available under the line of credit is \$50,000,000. Interest accrues on any outstanding principal balances at

UNIVERSITY OF SOUTH ALABAMA
(A Component Unit of the State of Alabama)

Notes to Basic Financial Statements

September 30, 2020 and 2019

a rate of LIBOR plus 1.5%. There is also an unused fee of .15% that is billed to the University quarterly. There have been no draws on the line of credit during the year ended September 30, 2020.

(a) USA Research and Technology Corporation

(i) Notes Payable

Notes payable from direct borrowings consisted of the following at September 30, 2020 and 2019 (in thousands):

	2020	2019
PNC Bank promissory note, 4.38%, payable through 2028	\$ 12,195	12,640
PNC Bank promissory note, 4.50%, payable through 2021	7,103	7,418
University of South Alabama, 3.0%, payable through 2023	1,183	1,186
	\$ 20,481	21,244

The first promissory note payable to PNC Bank has a 10-year term and amortization is based on a 20-year term. The promissory note payable is secured by an interest in tenant leases for Buildings II and III, and an interest in income received from rental of Buildings II and III. The Corporation agreed to not transfer or encumber the buildings or its leasehold interest in the real estate on which the buildings stand.

The second promissory note payable to PNC Bank has a 10-year term and amortization is based on a 20-year term. The promissory note payable is secured by an interest in tenant leases for Building I and the dialysis services building, and an interest in income received from rental of Building I and the dialysis services building. The Corporation agreed to not transfer or encumber the buildings or its leasehold interest in the real estate on which the buildings stand.

In connection with each PNC note, the University entered into an agreement with the lender providing that for any year in which the Corporation's debt service coverage ratio is less than 1 to 1, the University will pay the Corporation rent equal to the amount necessary to bring the ratio to 1 to 1. The debt service coverage ratio is calculated by dividing the sum of unrestricted cash and cash equivalents at the beginning of the year (reduced by current year capital asset additions) and current year change in net position (determined without depreciation, amortization, and interest expenses) by current year debt service. For fiscal 2020, the Corporation's debt service coverage ratio was 1.3 to 1.

During fiscal 2020, the payable to the University totaling \$386,151 and the promissory note payable totaling \$1,186,015 at September 30, 2019 was converted into a new promissory note payable to the University. It is a fully-amortizing note with a 4-year term and an interest rate of 3%.

The Corporation's outstanding notes from direct borrowings with PNC Bank contain a provision that, in the event of default, PNC Bank may take any or all of the following actions: (a) declare the loan due and payable, (b) declare the note in default, and (c) exercise any other remedies or rights

UNIVERSITY OF SOUTH ALABAMA
(A Component Unit of the State of Alabama)
Notes to Basic Financial Statements
September 30, 2020 and 2019

which it has under any instrument executed in connection with the loan. Prior to any of these actions, however, PNC Bank will give the University 30 days to cure the default. The Corporation's outstanding note from a direct borrowing with the University contains a provision that, in the event principal payments are not made when due, allows the University to declare the loan due and payable.

(ii) *Debt Service on Long-Term Obligations*

At September 30, 2020, total future debt service by fiscal year is as follows (in thousands):

	Debt service on notes		
	Principal	Interest	Total
2021	\$ 7,950	661	8,611
2022	880	523	1,403
2023	913	489	1,402
2024	530	460	990
2025	554	436	990
2026–2030	9,654	1,068	10,722
Total	\$ 20,481	3,637	24,118

(iii) *Derivative Transaction*

The Corporation was a party to a derivative with Wells Fargo Bank, N.A., the counterparty (successor to Wachovia Bank, N.A. the original counterparty). The derivative was a “receive variable, pay fixed” interest rate swap entered into in connection with the promissory note to Wells Fargo Bank, N.A.

The swap was terminated on June 20, 2018 as part of a transaction refunding the Wells Fargo loan with the proceeds of a loan from PNC Bank. The fee paid by the Corporation to Wells Fargo to terminate the swap was \$1,478,000. Pursuant to GASB Statement No. 65, the fee is reported in deferred outflows on the statements of net position and amortized to interest expense according to the percentage of annual interest paid on the loan from PNC Bank to the total interest to be paid on that loan over the 118 months that were remaining on the Wells Fargo loan when the swap was terminated. At September 30, 2020 and 2019, the balance was \$1,089,000 and \$1,262,000, respectively.

UNIVERSITY OF SOUTH ALABAMA
(A Component Unit of the State of Alabama)

Notes to Basic Financial Statements

September 30, 2020 and 2019

(7) Bonds Payable

Bonds payable consisted of the following at September 30, 2020 and 2019 (in thousands):

	2020	2019
University Facilities Revenue Capital Improvement Bonds, Series 2010, 3.81%, payable through August 2030	\$ —	19,086
University Facilities Revenue Capital Improvement Bonds, Series 2012-A, 2.92% payable through August 2032	16,523	17,700
University Facilities Revenue Capital Improvement Bonds, Series 2013-A, 2.83% payable through August 2033	22,764	24,196
University Facilities Revenue Capital Improvement Bonds, Series 2013-B, 2.83% payable through August 2033	5,691	6,049
University Facilities Revenue Capital Improvement Bonds, Series 2013-C, 2.78% payable through August 2028	5,841	6,485
University Facilities Revenue Refunding Bonds, Series 2014-A, variable rate payable at 68% of LIBOR plus .73%, 0.83% and 1.87% at September 30, 2020 and 2019, respectively, payable through March 2024	31,440	38,365
University Facilities Revenue Capital Improvement Bonds, Series 2015, 2.47% payable through August 2030	3,750	4,125
University Facilities Revenue Refunding Bonds, Series 2016-A, 3.00% to 5.00% payable through November 2037	80,310	83,020
University Facilities Revenue Refunding Bonds, Series 2016-B, variable rate payable at 68% of one-month LIBOR plus 0.72%, 0.82% and 1.86% at September 30, 2020 and 2019, respectively, payable through December 2036, pursuant to the right of the holder to cause all principal to be due after December 1, 2021	20,000	20,000
University Facilities Revenue Refunding Bonds, Series 2016-C, variable rate payable at 68% of one-month LIBOR plus 0.77%, 0.87% and 1.91% at September 30, 2020 and 2019, respectively, payable through December 2036, pursuant to the right of the holder to cause all principal to be due after December 1, 2023	35,000	35,000
University Facilities Revenue Refunding Bonds, Series 2016-D, variable rate payable at 68% of one-month LIBOR plus 0.83%, 0.93% and 1.97% at September 30, 2020 and 2019, respectively, payable through December 2036, pursuant to the right of the holder to cause all principal to be due after December 1, 2026	45,000	45,000
University Facilities Revenue Bonds, Series 2017, 2.00% to 5.00%, payable through October 2037	34,990	34,990
University Facilities Revenue Bonds, Series 2019-A, 5.00%, payable through April 2049	47,750	47,750
University Facilities Revenue Bonds, Series 2019-B, 3.09% to 4.10%, payable through April 2033	18,440	18,440

UNIVERSITY OF SOUTH ALABAMA
(A Component Unit of the State of Alabama)

Notes to Basic Financial Statements

September 30, 2020 and 2019

	2020	2019
University Facilities Revenue Bonds, Series 2019-C, 1.87%, payable through April 1, 2030	\$ 17,630	—
University Facilities Revenue Bonds, Series 2020, 4%, payable through April 1, 2040	37,005	—
	422,134	400,206
Plus unamortized premium	32,141	25,155
Less unamortized debt extinguishment costs	(1,624)	(1,732)
	\$ 452,651	423,629

Substantially all student tuition and fee and auxiliary revenues secure University bonds. Additionally, security for all bonds includes USA Health Children's and Women's Hospital revenues in an amount not exceeding \$10,000,000. The Series 2012-A Bonds began maturing in August 2013. The Series 2012-A Bonds are redeemable beginning in August 2021. The Series 2013-A, 2013-B and 2013-C Bonds began maturing in August 2014 and are redeemable beginning in June 2023. The Series 2014-A Bonds began maturing in March 2015 and are redeemable by the University at any time. The Series 2015 Bonds began maturing in August 2015 and are redeemable beginning in June 2020. The Series 2016-A Bonds began maturing in November 2018 and are redeemable beginning in November 2026. The Series 2016-B, C and D Bonds will begin maturing in December 2024 and became redeemable as of December 2017. The Series 2017 Bonds began maturing in October 2017 and are redeemable beginning in October 2027. The Series 2019-A and B Bonds will begin maturing in April 2033 and April 2021, respectively, and are redeemable beginning in April 2029. The Series 2019-C Bonds began maturing on April 1, 2020 and are not subject to redemption at the option of the University. Series 2020 Bonds will begin maturing on April 1, 2021 and are redeemable beginning April 1, 2030.

In September 2016, the University issued its University Facilities Revenue Refunding Bonds, Series 2016, with a face value of \$85,605,000. The proceeds from the Series 2016 Bonds were used to partially defease the Series 2008 Bonds. The funds were deposited into escrow trust funds to provide for the subsequent repayment of the Series 2008 Bonds when they were called in December 2018. Neither the asset of the escrow trust account, nor the defeased indebtedness is included in the accompanying statements of net position. The loss on the defeasement of the Series 2008 Bonds of \$7,859,000 was recorded as a deferred outflow and is being amortized over the remaining life of the Series 2016 Bonds and the balance of the related deferred outflow totaled \$6,274,000 and \$6,663,000, respectively, at September 30, 2020 and 2019. The principal outstanding on all defeased bonds is \$80,310,000 and \$83,020,000 at September 30, 2020 and 2019, respectively. The undefeased portion of the Series 2008 bonds was paid in full in August 2018.

In December 2016, the University issued its University Facilities Revenue Refunding Bonds, Series 2016-B, C & D, with a face value totaling \$100,000,000. The proceeds refunded the remaining outstanding Series 2006 Bonds. The gain on the refunding of the Series 2006 Bonds of \$4,539,000 was recorded as a deferred inflow and is being amortized over the remaining life of the Series 2016-B, C & D

UNIVERSITY OF SOUTH ALABAMA
(A Component Unit of the State of Alabama)
Notes to Basic Financial Statements
September 30, 2020 and 2019

Bonds and the balance of the related net deferred inflow at September 30, 2020 and 2019 totaled \$3,669,000 and \$3,896,000, respectively.

In February 2019, the University issued its University Facilities Revenue Bonds, Series 2019-A and Taxable University Facilities Revenue Bonds, Series 2019-B with a face value of \$47,750,000 and \$18,440,000, respectively. The proceeds from the Series 2019-A and B Bonds are financing the football stadium and intramural fields.

In December 2019, the University issued its University Facilities Revenue Refunding Bonds, Series 2019-C, with a face value of \$19,086,000. The proceeds refunded the remaining Series 2010 Bonds.

In February 2020, the University issued its University Facilities Revenue Bonds, Series 2020, with a face value of \$37,005,000. The proceeds from the Series 2020 Bonds are financing a transportation hub, a warehouse building and improvements and new construction to certain USA Health Facilities.

Approximately \$2,356,000 and \$5,292,000 of proceeds from the issuance of the Series 2017 Bonds remained unspent at September 30, 2020 and 2019, respectively, and is included in restricted cash and cash equivalents on the statements of net position. Approximately \$57,000 of proceeds from the issuance of the Series 2019-A and B Bonds remained unspent at September 30, 2020 and is included in restricted cash and cash equivalents on the statement of net position. Approximately \$29,545,000 of proceeds from the issuance of the Series 2020 Bonds remained unspent at September 30, 2020 and is included in restricted cash and cash equivalents on the 2020 statement of net position. All bond funds are restricted for capital purposes as outlined in the bond indentures. The University is subject to arbitrage restrictions on its bonded indebtedness prescribed by the U.S. Internal Revenue Service. As such, amounts are accrued as needed in the University's basic financial statements for any expected arbitrage liabilities. At September 30, 2020 and 2019, no amounts were due or recorded in the financial statements.

The University is subject to restrictive covenants related to its bonds payable.

UNIVERSITY OF SOUTH ALABAMA
(A Component Unit of the State of Alabama)

Notes to Basic Financial Statements

September 30, 2020 and 2019

Debt Service on Long-Term Obligations

Total debt service (which includes bonds and notes payable) by fiscal years is as follows as of September 30, 2020 (in thousands):

	Debt service on notes and bonds				
	Bonds		Notes payable from direct borrowing		
	Principal	Interest	Principal	Interest	Total
2021	\$ 19,180	13,454	1,063	66	33,763
2022	20,099	12,891	1,090	39	34,119
2023	20,982	12,399	988	11	34,380
2024	21,895	11,887	371	—	34,153
2025	19,838	11,334	371	—	31,543
2026–2030	110,068	47,272	1,548	—	158,888
2031–2035	110,297	29,305	—	—	139,602
2036-2040	71,980	12,276	—	—	84,256
2041-2045	15,285	5,495	—	—	20,780
2046–2050	12,510	1,543	—	—	14,053
Subtotal	422,134	\$ 157,856	5,431	116	585,537
Plus (less):					
Unamortized bond premium	32,141		—		
Unamortized debt extinguishment costs	(1,624)		—		
Total	\$ 452,651		5,431		

(8) Capital Lease Obligations

The University has entered into various capital leases as a method of financing medical equipment, computer software and hardware, a heat recovery system, and other office equipment.

UNIVERSITY OF SOUTH ALABAMA
(A Component Unit of the State of Alabama)
Notes to Basic Financial Statements
September 30, 2020 and 2019

Future minimum capital lease payments at September 30, 2020 are as follows (in thousands):

Year ending September 30:	
2021	\$ 6,983
2022	4,854
2023	1,329
2024	533
2025	6
2026-2039	90
	13,795
Less amounts representing interest	(523)
Net minimum lease payments	\$ 13,272

These amounts are included in long-term debt (and current portion thereof) in the accompanying statements of net position.

(9) Derivative Transactions – Interest Rate Swaps

The University is a party to two derivatives with Wells Fargo Bank, the counterparty. In December 2013, Wells Fargo exercised its option with respect to the synthetic advance refunding of the Series 2004 Bonds to enter into an interest rate swap agreement with the University with an effective date of March 15, 2014. The resulting derivative is a “receive-variable, pay-fixed” interest rate swap. As part of the overall plan of the synthetic refunding of the Series 2004 Bonds, the University redeemed those bonds in April 2014 with proceeds from the Series 2014-A Bonds.

In September 2016, Wells Fargo exercised its option with respect to the synthetic advance refunding of the Series 2006 Bonds to enter into an interest rate swap agreement with the University with an effective date of September 1, 2016. The resulting derivative is a “receive-variable, pay-fixed” interest rate swap. As part of the overall plan of the synthetic refunding of the Series 2006 Bonds, the University redeemed those bonds in December 2016 with proceeds from the Series 2016-B, C & D Bonds.

Objective of the transactions. As noted, both interest rate swaps were the result of the original January 2008 synthetic advance refunding of the Series 2004 and Series 2006 Bonds. The objective of these transactions was to realize debt service savings currently from future debt refunding and create an economic benefit to the University.

The 2014 swap will terminate in March 2024, when the Series 2014-A Bonds mature. The notional amount of the swap will at all times match the outstanding principal amount of the bonds. Under the swap, the University pays the counterparty a fixed semi-annual payment based on an annual rate of 4.9753% and receives on a monthly basis a variable payment of 68% of the one-month LIBOR plus 0.25%. Conversely, the Series 2014-A Bonds bear interest on a monthly basis at 68% of the one-month LIBOR rate plus 0.73%.

UNIVERSITY OF SOUTH ALABAMA
(A Component Unit of the State of Alabama)

Notes to Basic Financial Statements

September 30, 2020 and 2019

The 2016 swap will terminate in December 2036, when the Series 2016-B, C & D Bonds mature. The notional amount of the swap will at all times match the outstanding principal amount of the bonds. Under the swap, the University pays the counterparty a fixed semi-annual payment based on an annual rate of 5% and receives on a monthly basis a variable payment of 68% of the one-month LIBOR plus 0.25%. Conversely, the Series 2016-B, C & D Bonds bear a weighted average interest on a monthly basis at 68% of the one-month LIBOR rate plus 0.79%.

Fair value. The 2014 interest rate swap had a negative fair value of approximately (\$9,138,000) at its inception. This amount, net of any amortization and adjustments to fair market value, is reported as a borrowing arising from the 2014 interest rate swap as other long-term liabilities in the amount of (\$3,001,000) and (\$3,653,000) in the statements of net position at September 30, 2020 and 2019, respectively. The change in the fair value of the swap of \$652,000 and (\$56,000), respectively, during the years ended September 30, 2020 and 2019, is reported as a deferred inflow and contra liability (other long-term liabilities) in the statements of net position since the interest rate swap is a hedging derivative instrument. Net deferred inflows of resources for the 2014 interest rate swap totaled \$197,000 and \$459,000 at September 30, 2020 and 2019, respectively.

The 2016 interest rate swap had a negative fair value of approximately (\$48,530,000) at its inception. This amount, net of any amortization and adjustments to fair value, is reported as a borrowing arising from the 2016 interest rate swap as other long-term liabilities in the amount of (\$47,161,000) and (\$42,097,000) in the statements of net position at September 30, 2020 and 2019, respectively. The change in the fair value of the swap of (\$5,064,000) and (\$11,868,000) during the years ended September 30, 2020 and 2019, respectively, is reported as a deferred outflow and contra asset (other noncurrent assets) in the statements of net position at September 30, 2020 and 2019 since the interest rate swap is a hedging derivative instrument. Net deferred inflows and outflows of resources for the 2016 interest rate swap totaled \$8,417,000 and \$956,000 of deferred outflows at September 30, 2020 and 2019, respectively.

The fair values of the interest rate swaps were estimated using the zero-coupon method. This method calculates the future net settlement payments required by the swap, assuming the current forward rates implied by the yield curve correctly anticipate future spot interest rates. These payments are then discounted using the spot rates implied by the current yield curve for hypothetical zero-coupon bonds due on the date of each future net settlement.

Risks Associated with these Transactions

Interest rate risk. As the LIBOR rate decreases, the net payments on the swaps increase. This, however, is mitigated by the fact that a decline in the LIBOR rate will also result in a decrease of the University's interest payments on the Series 2014-A and Series 2016-B, C & D Bonds. The University's exposure is limited to 0.48% and 0.54% of the notional amounts, the difference in the payment from the counterparty and the interest payment on the Series 2014-A and Series 2016-B, C & D Bonds.

Credit risk. As of September 30, 2020 and 2019, the University was not exposed to credit risk on the interest rate swaps because they had a negative fair value. However, if interest rates change and the fair value of the derivatives become positive, the University would have a gross exposure to credit risk in the amount of the derivative's fair value. The counterparty was rated Aa2 by Moody's Investor Services and A+ by Standard & Poor's Ratings Services as of September 30, 2020 and 2019.

UNIVERSITY OF SOUTH ALABAMA
(A Component Unit of the State of Alabama)

Notes to Basic Financial Statements

September 30, 2020 and 2019

Termination risk. The University may be required to terminate the swaps based on certain standard default and termination events, such as failure to make payments, breach of agreements and bankruptcy. As of the current date, no events of termination have occurred.

Derivative payments and hedged debt. As interest rates fluctuate, variable rate debt interest and net derivative payments will fluctuate. Using interest rates as of September 30, 2020 and calculating interest for subsequent years using forward rates of one month LIBOR, debt service requirements for the 2014 interest rate swap payments, by fiscal year, are as follows (in thousands):

	Variable rate loan		Interest rate swap, net	Total
	Principal	Interest		
2021	\$ 7,280	249	1,267	8,796
2022	7,655	162	947	8,764
2023	8,050	103	578	8,731
2024	8,455	37	193	8,685
2025	—	—	—	—
Total	\$ 31,440	551	2,985	34,976

Debt service requirements for the 2016 interest rate swap payments, by fiscal year, are as follows (in thousands):

	Variable rate loan		Interest rate swap, net	Total
	Principal	Interest		
2021	\$ —	901	4,639	5,540
2022	—	860	4,680	5,540
2023	—	892	4,648	5,540
2024	—	976	4,565	5,541
2025–2029	31,020	5,183	18,350	54,553
2030–2034	39,835	3,501	10,256	53,592
2035–2038	29,145	551	1,885	31,581
Total	\$ 100,000	12,864	49,023	161,887

(10) Patient Service Revenues

USA Health has agreements with governmental and other third-party payers that provide for reimbursement at amounts different from their established rates. Contractual adjustments under third-party reimbursement programs represent the difference between USA Health's billings at established rates for services and amounts reimbursed by third-party payers.

UNIVERSITY OF SOUTH ALABAMA
(A Component Unit of the State of Alabama)
Notes to Basic Financial Statements
September 30, 2020 and 2019

A summary of the basis of reimbursement with major-third party payers follows:

Medicare – Substantially all acute care services rendered to Medicare program beneficiaries are paid at prospectively determined rates. These rates vary according to patient classification systems that are based on clinical, diagnostic, and other factors. Additionally, USA Health is reimbursed for both direct and indirect medical education costs (as defined), principally based on per-resident prospective payment amounts and certain adjustments to prospective rate-per-discharge operating reimbursement payments. USA Health is generally paid for certain retroactively determined items at tentative rates, with final settlement determined after submission of annual cost reports by USA Health and audits by the Medicare fiscal intermediary.

USA Health University Hospital's Medicare cost reports have been audited by the Medicare fiscal intermediary through September 30, 2015.

USA Health Children's & Women's Hospital's Medicare cost reports have been audited by the Medicare fiscal intermediary through September 30, 2018.

Revenues from the Medicare program accounted for approximately 15% and 14% of USA Health's net patient service revenues for the years ended September 30, 2020 and 2019, respectively.

Blue Cross – Inpatient services rendered to Blue Cross subscribers are paid at a contractually determined per diem rate based upon MS-DRG groupings. Outpatient services are reimbursed under a contractually determined reimbursement methodology based on BCBS EAPGs.

Revenues from the Blue Cross program accounted for approximately 29% and 30% of USA Health's net patient service revenues for the years ended September 30, 2020 and 2019, respectively.

Medicaid – Inpatient services rendered to Medicaid program beneficiaries are reimbursed at all-inclusive prospectively determined per diem rates. Outpatient services are reimbursed based on an established fee schedule.

USA Health qualifies as a Medicaid essential provider and, therefore, also receives supplemental payments based on formulas established by the Alabama Medicaid Agency. There can be no assurance that USA Health will continue to qualify for future participation in this program or that the program will not ultimately be discontinued or materially modified.

Revenues from the Medicaid program accounted for approximately 26% and 29% of USA Health's net patient service revenues for the years ended September 30, 2020 and 2019, respectively.

Other – USA Health has entered into payment agreements with certain commercial insurance carriers, health maintenance organizations, and preferred provider organizations. The basis for payments to USA Health under these agreements include discounts from established charges and prospectively determined daily and case rates.

UNIVERSITY OF SOUTH ALABAMA
(A Component Unit of the State of Alabama)
Notes to Basic Financial Statements
September 30, 2020 and 2019

The composition of net patient service revenues for the years ended September 30, 2020 and 2019 follows (in thousands):

	2020	2019
Gross patient service revenues	\$ 1,367,755	1,129,815
Less:		
Provision for contractual and other adjustments	(713,865)	(538,306)
Provision for bad debts	(99,459)	(99,713)
	\$ 554,431	491,796

Changes in estimates related to prior cost reporting periods resulted in a decrease of approximately \$2,986,000 and an increase of approximately \$465,000 in patient service revenues for the years ended September 30, 2020 and 2019, respectively.

(11) Defined Benefit Cost Sharing Pension Plan

Employees of the University are covered by a cost sharing multiple-employer defined benefit pension plan administered by the TRS.

(a) Plan Description

The TRS was established in September 1939, under the provisions of Act 419 of the Legislature of 1939 for the purpose of providing retirement allowances and other specified benefits for qualified persons employed by State-supported educational institutions. The responsibility for the general administration and operation of the TRS is vested in its Board of Control. The TRS Board of Control consists of 15 trustees. The Plan is administered by the Retirement Systems of Alabama (RSA). Title 16-Chapter 25 of the code of Alabama grants the authority to establish and amend the benefit terms to the TRS Board of Control. The Plan issues a publicly available financial report that can be obtained at www.rsa-al.gov.

(b) Benefits Provided

State law establishes retirement benefits as well as death and disability benefits and any ad hoc increase in postretirement benefits for the TRS. Benefits for TRS members vest after ten years of creditable service. Tier 1 TRS members who retire after age sixty with ten years or more of creditable service or with twenty-five years of services (regardless of age) are entitled to an annual retirement benefit, payable monthly for life. Service and disability retirement benefits are based on a guaranteed minimum or formula method, with the member receiving payment under the method that yields the higher monthly benefit. Under the formula method, members of the TRS are allowed 2.0125% of their average final compensation (highest three of the last ten years) for each year of service.

Act 377 of the Legislature of 2012 established a new tier of benefits (Tier 2) for members hired on or after January 1, 2013. Tier 2 TRS members are eligible for retirement after age sixty-two with ten years or more of creditable service and are entitled to an annual retirement benefit, payable monthly for life. Service and disability retirement benefits are based on a guaranteed minimum or formula method, with

UNIVERSITY OF SOUTH ALABAMA
(A Component Unit of the State of Alabama)

Notes to Basic Financial Statements

September 30, 2020 and 2019

the member receiving payment under the method that yields the highest monthly benefit. Under the formula method, Tier 2 members of the TRS are allowed 1.65% of their average final compensation (highest five of the last ten years) for each year of service. Members are eligible for disability retirement if they have ten years of credible service, are currently in-service, and determined by the RSA Medical Board to be permanently incapacitated from further performance of duty. Preretirement death benefits are calculated and paid to the beneficiary based on the member's age, service credit, employment status, and eligibility for retirement.

(c) Contributions

Covered members of the TRS contributed 5% of earnable compensation to the TRS as required by statute until September 30, 2011. From October 1, 2011 to September 30, 2012, covered members of the TRS were required by statute to contribute 7.25% of earnable compensation. Effective October 1, 2012, covered Tier 1 members of the TRS are required by statute to contribute 7.50% of earnable compensation. Certified law enforcement, correctional officers, and firefighters of the TRS contributed 6% of earnable compensation as required by statute until September 30, 2011. From October 1, 2011 to September 30, 2012, certified law enforcement, correctional officers, and firefighters of the TRS were required by statute to contribute 8.25% of earnable compensation. Effective October 1, 2012, certified law enforcement, correctional officers, and firefighters of the TRS are required by statute to contribute 8.50% of earnable compensation.

Tier 2 covered members of the TRS contribute 6% of earnable compensation to the TRS as required by statute. Tier 2 certified law enforcement, correctional officers, and firefighters of the TRS are required by statute to contribute 7% of earnable compensation.

Participating employers' contractually required contribution rates were 12.43% of annual pay for Tier 1 members and 11.34% of annual pay for Tier 2 members. These required contribution rates are a percent of annual payroll, actuarially determined as an amount that, when combined with member contributions, is expected to finance the costs of benefits earned by members during the year, with an additional amount to finance any unfunded accrued liability. Total employer contributions to the pension plan from the University were \$21,413,000 and \$22,481,000 for the years ended September 30, 2020 and 2019, respectively.

(d) Pension Liabilities, Pension Expenses, Deferred Outflows of Resources and Deferred Inflows of Resources Related to Pensions

At September 30, 2020 and 2019, the University reported a liability of \$294,615,000 and \$282,739,000, respectively, for its proportionate share of the collective net pension liability. At September 30, 2020, the collective net pension liability was measured as of September 30, 2019 and the total pension liability used to calculate the net pension liability was determined by an actuarial valuation as of September 30, 2018. The University's proportion of the collective net pension liability is based on the employer's shares of contributions to the pension plan relative to the total employer contributions of all participating TRS employers. At the measurement date of September 30, 2019, the University's proportion of contributions to the pension plan was 2.664536%, which was a decrease of 0.179184% from its proportion measured as of September 30, 2018 of 2.843720%.

UNIVERSITY OF SOUTH ALABAMA
(A Component Unit of the State of Alabama)

Notes to Basic Financial Statements

September 30, 2020 and 2019

For the years ended September 30, 2020 and 2019, the University recognized pension expense of approximately \$17,629,000 and \$9,902,000, respectively, which is included in salaries and benefits on the statements of revenues, expenses, and changes in net position.

At September 30, 2020 and 2019, the University reported deferred outflows of resources and deferred inflows of resources related to pensions from the following sources (in thousands):

	2020	
	Deferred outflows of resources	Deferred inflows of resources
Net difference between projected and actual earnings on pension plan investments	\$ 10,259	—
Changes of assumptions	9,077	—
Differences between expected and actual experience	4,356	9,771
Changes in proportion and differences between employer contributions and proportionate share of contributions	—	32,016
Employer contributions subsequent to measurement date	21,413	—
	\$ 45,105	41,787
	2019	
	Deferred outflows of resources	Deferred inflows of resources
Net difference between projected and actual earnings on pension plan investments	\$ —	21,342
Changes of assumptions	15,716	—
Differences between expected and actual experience	6,101	8,613
Changes in proportion and differences between employer contributions and proportionate share of contributions	—	27,369
Employer contributions subsequent to measurement date	22,481	—
	\$ 44,298	57,324

UNIVERSITY OF SOUTH ALABAMA
(A Component Unit of the State of Alabama)
Notes to Basic Financial Statements
September 30, 2020 and 2019

At September 30, 2020, approximately \$21,413,000 reported as deferred outflows of resources related to pensions resulting from University contributions subsequent to the measurement date will be recognized as a reduction of the net pension liability for the year ending September 30, 2021. Other amounts reported as deferred inflows of resources related to pensions will be recognized in pension expense as follows (in thousands):

Year ending September 30:	
2021	\$ (10,114)
2022	(8,176)
2023	(1,485)
2024	2,156
2025	(476)
	\$ (18,095)

(e) Actuarial Assumptions

The total pension liability as of September 30, 2020 and 2019 was determined by an actuarial valuation as of September 30, 2018 and 2017, using the following actuarial assumptions, applied to all periods included in the measurement:

	2020	2019
Inflation	2.75 %	2.75 %
Investment rate of return*	7.70	7.70
Projected salary increases	3.25-5.00	3.25-5.00

* Net of pension plan investment expense

The actuarial assumptions used in the September 30, 2018 valuation were based on the results of an actuarial experience study for the period October 1, 2010 through September 30, 2015. Mortality rates for TRS were based on the RP-2000 White Collar Mortality Table projected to 2020 using Scale BB and adjusted 115% for all ages for males and 112% for ages 78 and over for females.

The long-term expected rate of return on pension plan investments was determined using a log-normal distribution analysis in which best-estimate ranges of expected future real rates of return (expected returns, net of pension plan investment expense and inflation) are developed for each major asset class. These ranges are combined to produce the long-term expected rate of return by weighting the expected future real rates of return by the target asset allocation percentage and by adding expected

UNIVERSITY OF SOUTH ALABAMA
(A Component Unit of the State of Alabama)
Notes to Basic Financial Statements
September 30, 2020 and 2019

inflation. The target asset allocation and best estimates of geometric real rates of return for each major asset class are as follows:

	2020	
	Target allocation	Long-term expected rate of return*
Fixed income	17.0 %	4.4 %
U.S. large stocks	32.0	8.0
U.S. mid stocks	9.0	10.0
U.S. small stocks	4.0	11.0
International developed market stocks	12.0	9.5
International emerging market stocks	3.0	11.0
Alternatives	10.0	10.1
Real estate	10.0	7.5
Cash equivalents	3.0	1.5
	100.0 %	

* Includes assumed rate of inflation of 2.5%

(f) Discount Rate

The discount rate used to measure the total pension liability as of both September 30, 2020 and 2019 was 7.70%. The projection of cash flows used to determine the discount rate assumed that plan member contributions will be made at the current contribution rate and that the employer contributions will be made at rates equal to the difference between actuarially determined contribution rates and the member rate. Based on those assumptions, the pension plan's fiduciary net position was projected to be available to make all projected future benefit payments of current plan members. Therefore, the long-term expected rate of return on pension plan investments was applied to all periods of projected benefit payments to determine the total pension liability.

UNIVERSITY OF SOUTH ALABAMA
(A Component Unit of the State of Alabama)

Notes to Basic Financial Statements

September 30, 2020 and 2019

(g) Sensitivity of the University's Proportionate Share of the Net Pension Liability to Changes in the Discount Rate

The following table presents the University's proportionate share of the net pension liability calculated using the discount rate of 7.70%, as well as what the University's proportionate share of the net pension liability would be if it were calculated using a discount rate that is 1-percentage point lower (6.70%) or 1-percentage point higher (8.70%) than the current rate (in thousands):

	2020		
	1% Decrease (6.70)%	Current rate (7.70)%	1% Increase (8.70)%
University's proportionate share of collective net pension liability	\$ 399,958	294,615	205,471

(h) Pension Plan Fiduciary Net Position

Detailed information about the pension plan's fiduciary net position is available in the separately issued RSA Comprehensive Annual Report for the fiscal year ended September 30, 2019 as well as prior year reports. The supporting actuarial information is included in the GASB Statement No. 67 Report for the TRS prepared as of September 30, 2019. The auditors' report dated August 18, 2020 on the total pension liability, total deferred outflows of resources, total deferred inflows of resources, and total pension expense for the sum of all participating entities as of September 30, 2019 along with supporting schedules is also available. The additional financial and actuarial information is available at www.rsa-al.gov.

(12) Other Employee Benefits

(a) Other Pension Plans

Certain employees of the University also participate in a defined contribution pension plan. The defined contribution pension plan covers certain academic and administrative employees, and participation by eligible employees is optional. The plan is administered by the University and the plan assets are held in annuity contracts and custodial accounts. The annuity contracts are with, and the custodial account assets are invested through investment options offered by, Teachers Insurance and Annuity Association – College Retirement Equities Fund (TIAA-CREF) and Variable Annuity Life Insurance Company (VALIC). Under this plan, contributions by eligible employees are matched equally by the University up to a maximum of 3% of current annual pay. The University contributed \$462,000 and \$506,000 in 2020 and 2019, respectively, representing 197 and 215 employees for 2020 and 2019, respectively, participating in this Plan.

All employees of HCM working at least half time are eligible to participate in a defined contribution pension plan. The plan is administered by HCM and the plan assets are held in annuity contracts and custodial accounts. The annuity contracts are with, and the custodial account assets are invested through investment options offered by, TIAA-CREF and VALIC. Under this plan, contributions by eligible employees are matched equally by HCM up to a maximum of 5% of current annual pay. HCM contributed \$5,544,000 and \$4,916,000 in 2020 and 2019, respectively, representing 1,436 and 1,403

UNIVERSITY OF SOUTH ALABAMA
(A Component Unit of the State of Alabama)
Notes to Basic Financial Statements
September 30, 2020 and 2019

employees, respectively, participating in this plan. University employees as of September 30, 2010, who later transfer to HCM, are immediately vested in the plan. All other employees do not vest until they have held employment with HCM for thirty-six months; at which time they become 100% vested in the plan.

(b) *Compensated Absences*

Regular University employees accumulate vacation and sick leave and hospital and clinical employees accumulate paid time off. These are subject to maximum limitations, at varying rates depending upon their employee classification and length of service. Upon separation of employment, employees who were hired before January 1, 2012 are paid all unused accrued vacation at their regular rate of pay up to a maximum of two times their annual accumulation rate. Employees hired after January 1, 2012 are not eligible for payment of unused accrued vacation or PTO hours upon separation of employment. The accompanying statements of net position include accruals for vacation pay and paid time off of approximately \$12,962,000 and \$12,866,000 at September 30, 2020 and 2019, respectively. The accrual is included in other long-term liabilities (and current portion thereof) in the accompanying financial statements. No accrual is recognized for sick leave benefits since no terminal cash benefit is available to employees for accumulated sick leave.

(13) Other Postemployment Benefit Plans

Retirees of the University are covered by the Public Education Employees Health Insurance Plan (PEEHIP), which is a cost sharing multiple-employer defined benefit OPEB plan administered by the TRS.

(a) *Plan Description*

The Alabama Retiree Health Care Funding Act of 2007 authorized and directed the Public Education Employees Health Insurance Board (Board) to create an irrevocable trust to fund postemployment healthcare benefits to retirees participating in PEEHIP. Active and retiree health insurance benefits are paid through the PEEHIP. The PEEHIP was established in 1983 pursuant to the provisions of the Code of Alabama 1975, Title 16, Chapter 25A to provide a uniform plan of health insurance for active and retired employees of state and local educational institutions and to fund benefits related to the plan. The responsibility for the general administration and operation of the PEEHIP is vested in its Board, which consists of 15 trustees. Title 16-Chapter 25 of the code of Alabama grants the authority to establish and amend the benefit terms to the PEEHIP Board. Effective for the year ended September 30, 2018, GASB Statement No. 75, *Accounting and Financial Reporting for Postemployment Benefits Other Than Pensions*, requires the reporting of the net OPEB liability and the OPEB expense in the financial statements as well as enhanced financial statements note disclosures.

(b) *Benefits Provided*

PEEHIP offers a basic hospital medical plan to active members and non-Medicare eligible retirees or active employees and non-Medicare eligible retirees who do not have Medicare eligible dependents can enroll in a health maintenance organization (HMO). In addition to or in lieu of the basic hospital medical plan or HMO, the PEEHIP offers four optional plans: Hospital Indemnity, Cancer, Dental, and Vision. Also, PEEHIP members (only active and non-Medicare eligible) may elect the Supplemental Plan as their hospital medical coverage instead of the PEEHIP Hospital Medical Plan. This

UNIVERSITY OF SOUTH ALABAMA
(A Component Unit of the State of Alabama)
Notes to Basic Financial Statements
September 30, 2020 and 2019

Supplemental Plan provides secondary benefits to the member's primary plan provided by another employer.

Effective January 1, 2017, Medicare eligible members and Medicare eligible dependents who are covered on a retiree contract were enrolled in the United Healthcare Group Medicare Advantage plan for PEEHIP retirees. The Medicare Advantage Prescription Drug (MAPD) plan is fully insured by United Healthcare and members are able to have all of their Medicare Part A, Part B, and Part D in one convenient plan.

(c) Contributions

The employer contribution to the health insurance premium is set forth by the Board annually.

Total employer contributions to the OPEB plan from the University were \$7,947,000 and \$7,772,000 for the years ended September 30, 2020 and 2019, respectively.

(d) OPEB Liabilities, OPEB Expenses, Deferred Outflows of Resources and Deferred Inflows of Resources Related to OPEB

At September 30, 2020 and 2019, the University reported a liability of \$103,288,000 and \$259,418,000, respectively, for its proportionate share of the net OPEB liability. At September 30, 2020, the net OPEB liability was measured as of September 30, 2019 and the total OPEB liability used to calculate the net OPEB liability was determined by an actuarial valuation as of September 30, 2018. The University's proportion of the net OPEB liability was based on a projection of the University's long-term share of contributions to the OPEB plan relative to the projected contributions of all participating employers, actuarially determined. At the measurement date of September 30, 2019, the University's proportion of contributions to the OPEB plan was 2.737717%, which was a decrease of 0.418703% from its proportion measured as of September 30, 2018 of 3.156420%.

For the years ended September 30, 2020 and 2019, the University recognized OPEB expense of approximately \$(11,830,000) and \$18,634,000, respectively, which is included in salaries and benefits on the statements of revenues, expenses, and changes in net position.

UNIVERSITY OF SOUTH ALABAMA
(A Component Unit of the State of Alabama)

Notes to Basic Financial Statements

September 30, 2020 and 2019

At September 30, 2020 and 2019, the University reported deferred outflows of resources and deferred inflows of resources related to OPEB from the following sources (in thousands):

	2020	
	Deferred outflows of resources	Deferred inflows of resources
Net difference between projected and actual earnings on OPEB plan investments	\$ 213	—
Differences between expected and actual experience	3,420	79,197
Changes of assumptions	4,938	42,782
Changes in proportion and differences between employer contributions and proportionate share of contributions	20,208	46,198
Employer contributions subsequent to the measurement date	7,947	—
	\$ 36,726	168,177
	2019	
	Deferred outflows of resources	Deferred inflows of resources
Net difference between projected and actual earnings on OPEB plan investments	\$ —	1,390
Differences between expected and actual experience	4,884	—
Changes of assumptions	—	12,636
Changes in proportion and differences between employer contributions and proportionate share of contributions	26,465	20,208
Employer contributions subsequent to the measurement date	7,772	—
	\$ 39,121	34,234

At September 30, 2020, approximately \$7,947,000 reported as deferred outflows of resources related to OPEB resulting from University contributions subsequent to the measurement date will be recognized as a reduction of the net OPEB liability in the year ended September 30, 2021. Other

UNIVERSITY OF SOUTH ALABAMA
(A Component Unit of the State of Alabama)
Notes to Basic Financial Statements
September 30, 2020 and 2019

amounts reported as deferred inflows of resources related to OPEB will be recognized in OPEB expense as follows (in thousands):

Year ending September 30:		
2021	\$	(26,638)
2022		(26,638)
2023		(26,638)
2024		(27,978)
2025		(27,212)
Thereafter		(4,294)
	<u>\$</u>	<u>(139,398)</u>

(e) Actuarial Assumptions

The total OPEB liability as of September 30, 2020 and 2019 was determined by an actuarial valuation performed as of September 30, 2018 and 2017, respectively, using the following actuarial assumptions, applied to all periods included in the measurement:

	2020	2019
Inflation	2.75 %	2.75 %
Projected salary increases*	3.25%-5.00%	3.25%-5.00%
Long-term investment rate of return**	7.25 %	7.25 %
Municipal bond index rate at the measurement date	3.00	4.18
Municipal bond index rate at the prior measurement date	4.18	3.57
Projected year for fiduciary net position to be depleted	2055	2029
Single equivalent interest rate at the measurement date	5.50 %	4.44 %
Single equivalent interest rate at the prior measurement date	4.44	4.63
Healthcare cost trend rate		
Pre-medicare eligible	6.75 %	7.00 %
Medicare eligible	***	5.00
Ultimate trend rate		
Pre-medicare eligible	4.75 %	4.75 %
Medicare eligible	4.75	4.75
Year of ultimate trend rate		
Pre-medicare eligible	2026	2026
Medicare eligible	2024	2024

* Includes 3% wage inflation

** Compounded annually, net of investment expense, and includes inflation

*** Initial medicare claims are set based on scheduled increases through plan year 2022

UNIVERSITY OF SOUTH ALABAMA
(A Component Unit of the State of Alabama)

Notes to Basic Financial Statements

September 30, 2020 and 2019

Rates of mortality for the period after service retirement are according to the RP-2000 White Collar Mortality Table projected to 2020 using scale BB and adjusted 115% for all ages for males and 112% for ages 78 and over for females. The rates of disabled mortality were based on the RP-2000 Disabled Mortality Table projected to 2020 using scale BB and adjusted 105% for males and 120% for females.

The decremental assumptions used in the valuation were selected based on the actuarial experience study prepared as of September 30, 2015, submitted to and adopted by the TRS on September 13, 2016. The remaining actuarial assumptions (e.g. initial per capita costs, health care cost trends, rate of plan participation, rates of plan election, etc.) used in the September 30, 2018 valuation, however updated Medicare Advance Premium rates which reflect the repeal of the ACA Health Insurer Fee, updated Optionals claims costs, and updated participation assumptions were used in this report.

The long-term expected rate of return on the OPEB plan investments is determined based on the allocation of assets by asset class and by the mean and variance of real returns.

The target asset allocation and best estimates of expected geometric real rates of return for each major asset class are summarized in the following table:

	2020	
	Target allocation	Long-term expected real rate of return*
Fixed income	30 %	4.40 %
U.S. large stocks	38	8.00
U.S. mid stocks	8	10.00
U.S. small stocks	4	11.00
International developed market stocks	15	9.50
Cash	5	1.50
	100 %	

* Geometric mean, includes 2.5% inflation

(f) Discount Rate

The discount rate used to measure the total OPEB liability at September 30, 2019 and 2018 was 5.50% and 4.44%, respectively. The projection of cash flows used to determine the discount rate assumed that plan contributions will be made at the current contribution rates. Each year, the State specifies the monthly employer rate that participating employers must contribute for each active employee. Approximately 24.245% of the employer contributions were used to assist in funding retiree benefit payments in 2019 and it is assumed that amount will increase by 1.00% per year. The discount rate determination will use a municipal bond rate to the extent the trust is projected to run out of money before all benefits are paid. The rate used for this purpose is the monthly average of the Bond Buyers General Obligation 20-year Municipal Bond Index Rate. Therefore, the projected future benefit

UNIVERSITY OF SOUTH ALABAMA
(A Component Unit of the State of Alabama)
Notes to Basic Financial Statements
September 30, 2020 and 2019

payments for all current plan members were projected through 2117. The long-term rate of return is used until the assets are expected to be depleted in 2055, after which the municipal bond rate is used.

(g) Sensitivity of the University's Proportionate Share of the Net OPEB Liability to Changes in the Health Care Cost Trend Rates and Discount Rates

The following table presents the University's proportionate share of the net OPEB liability calculated using the health care cost trend rate of 4.75%, as well as what the net OPEB liability would be if calculated using 1-percentage point lower 3.75% or 1-percentage point higher 5.75% than the current rate (in thousands):

	2020		
	1% Decrease (3.75)%	Current rate (4.75)%	1% Increase (5.75)%
University's proportionate share of collective net OPEB liability	\$ 82,818	103,288	129,068

The following table presents the University's proportionate share of the net OPEB liability calculated using the discount rate of 5.50%, as well as what the net OPEB liability would be if calculated using 1-percentage point lower 4.50% or 1-percentage point higher 6.50% than the current rate (in thousands):

	2020		
	1% Decrease (4.50)%	Current rate (5.50)%	1% Increase (6.50)%
University's proportionate share of collective net OPEB liability	\$ 124,847	103,288	85,681

(h) OPEB Plan Fiduciary Net Position

Detailed information about the OPEB plan's fiduciary net position is available in the Alabama Retired Education Employees' Health Care Trust's financial statements for the fiscal year ended September 30, 2019 and 2018. The supporting actuarial information is included in the GASB Statement No. 74 Report for PEEHIP prepared as of September 30, 2019 and 2018. Additional financial and actuarial information is available at www.rsa-al.gov.

(14) Risk Management

The University, HCM, SAMSF and HCA participate in the PLTF and the University, HCM, SAMSF, the Corporation and HCA participate in the GLTF. An independent trustee administers both funds. These trust funds are revocable and use contributions by the University and HCA, together with earnings thereon, to pay liabilities arising from the performance of its employees, trustees and other individuals acting on behalf of the University. Any risk related to the payment of claims is the responsibility of the PLTF and GLTF. If

UNIVERSITY OF SOUTH ALABAMA
(A Component Unit of the State of Alabama)

Notes to Basic Financial Statements

September 30, 2020 and 2019

the trust funds are ever terminated, appropriate provision for payment of related claims will be made and any remaining balance may be distributed to the participating entities in proportion to contributions made.

As discussed in note 1, the PLTF and GLTF are blended component units of the University, and as such are included in the financial statements of the University for the years ended September 30, 2020 and 2019. Claims and expenses are reported when it is probable that a loss has occurred and the amount of the loss can be reasonably estimated. Those losses include an estimate of claims that have been incurred but not reported and the future costs of handling claims. These liabilities are generally based on actuarial valuations and are reported at their present value.

The University, HCM and HCA each participate in a separate self-insured health plan administered by unaffiliated entities. Administrative fees paid by the University for such services were approximately \$2,560,000 and \$2,287,000 in 2020 and 2019, respectively. Contributions by the University and its employees, together with earnings thereon, are used to pay liabilities arising from healthcare claims. It is the opinion of University administration that plan assets are sufficient to meet future plan obligations.

The changes in the total self-insurance liabilities for the years ended September 30, 2020 and 2019 for the PLTF, GLTF and health plan are summarized as follows (in thousands):

	2020	2019
Balance, beginning of year	\$ 39,400	40,405
Liabilities incurred and other additions	101,204	80,930
Claims, administrative fees paid and other reductions	(100,609)	(81,935)
Balance, end of year	\$ 39,995	39,400

These amounts are included in other long-term liabilities (and current portion thereof) and in accounts payable and accrued liabilities in the accompanying statements of net position.

(15) Other Related Parties and Related-Party Transactions

SAMSF is a not-for-profit corporation that exists for the purpose of promoting education and research at the University. At September 30, 2020, SAMSF had total assets of \$10,244,000, net assets of \$9,097,000, and total revenues of \$1,148,000 for the year then ended. At September 30, 2019, SAMSF had total assets of \$10,632,000, net assets of \$9,403,000, and total revenues of \$1,806,000 for the year then ended. SAMSF reimburses the University for certain administrative expenses and other related support services. Total amounts received for such expenses were approximately \$412,000 in 2019, and are reflected as private grants and contracts in the accompanying 2019 statements of revenues, expenses, and changes in net position. No such amounts were received for such expenses in 2020.

(16) Commitments and Contingencies

(a) Grants and Contracts

At September 30, 2020 and 2019, the University had been awarded approximately \$53,257,000 and \$36,381,000, respectively, in grants and contracts for which resources had not been received and for

UNIVERSITY OF SOUTH ALABAMA
(A Component Unit of the State of Alabama)
Notes to Basic Financial Statements
September 30, 2020 and 2019

which reimbursable expenditures had not been made for the purposes specified. These awards, which represent commitments of sponsors to provide funds for research or training projects, have not been reflected in the accompanying basic financial statements, as the eligibility requirements of the awards have not been met. Advances are included in unrecognized revenues, and include amounts received from grant and contract sponsors which have not been expended under the terms of the agreements and, therefore, have not yet been included in revenues in the accompanying basic financial statements. Federal awards are subject to audit by federal agencies. The University's management believes any potential adjustment from such audits will not be material.

(b) Letter of Credit

In connection with USA Health's participation in the State of Alabama Medicaid Program, the University had established a \$55,382 irrevocable standby letter of credit with Wells Fargo. The Alabama Medicaid Agency was the beneficiary of this letter of credit. No funds were advanced under this letter during the years ended September 30, 2020 and 2019. This letter of credit terminated on December 31, 2019 and was not renewed.

(c) Litigation

Various claims have been filed against the University alleging discriminatory employment practices and other matters. University administration and legal counsel are of the opinion the resolution of these matters will not have a material effect on the financial position or the statements of revenues, expenses, and changes in net position of the University.

(d) Rent Supplement Agreements

The University has entered into two irrevocable rent supplement agreements with the Corporation and a financial institution. The agreements require that, in the event the Corporation fails to maintain a debt service coverage ratio of one to one with respect to all of its outstanding indebtedness, the University will pay to the Corporation any and all rent amounts necessary to cause the Corporation's net operating income to be equal to the Corporation's annual debt service obligations (see note 6). As of September 30, 2020 and 2019, no amounts were payable pursuant to these agreements.

(e) USA Research and Technology Corporation Leases

The Corporation leases space in Building I to five tenants under operating leases. One lease has a 5-year initial term expiring in October 2023 with two 5 year renewal options. The second lease has a 5-year term expiring in April 2024 with no renewal option. The third lease has a 5-year term expiring in July 2024 with no renewal option. The fourth lease has a 5-year initial term expiring in August 2024 with one 5-year renewal option. The fifth lease has a 90-month initial term expiring in June 2025 with two 5-year renewal options.

Space in Buildings II and III is leased under operating leases to the University and various other tenants. The leases have remaining terms varying from month to month to seven years.

The Corporation leases from the University the third floor of a campus building. Located on that floor is the Coastal Innovation Hub (the Hub), a technology incubator, which currently houses seven tenants with month to month leases.

UNIVERSITY OF SOUTH ALABAMA
(A Component Unit of the State of Alabama)

Notes to Basic Financial Statements

September 30, 2020 and 2019

Under leases for Buildings I, II, and III, the Corporation must pay all operating expenses of the buildings, including utilities, janitorial, maintenance, and insurance. Tenants will reimburse the Corporation for such expenses only as the total expenses for a year increase over the total expenses for the base year of the lease (which generally is the first calendar year of the lease term). Under Hub leases, the Corporation must pay all operating expenses of the space, without reimbursement from tenants.

Space under lease to the University was 64,385 and 63,965 square feet at September 30, 2020 and 2019, respectively.

The Corporation owns a building located on the premises of the USA University Hospital, which is leased to a single tenant. The Corporation paid for construction of the building shell and land improvements while the tenant paid for the cost of finishing the building's interior. The lease had a 10 year initial term, expiring in March 2020, with three 5 year renewal options. The lease was renewed for an additional 5 years, expiring in March 2025, with two 5-year renewal options. Under the lease, the tenant must also pay for utilities, taxes, insurance, and interior repairs and maintenance. The Corporation is responsible for repairs and maintenance to the exterior and HVAC system.

The Corporation, as lessor, had three ground leases in place at September 30, 2020. One lease is for a 40 year initial term expiring in October 2046 with 20 year, and 15 year renewal options. The second lease is for a 30 year initial term expiring in October 2036 with four 5 year renewal options. The third lease has a 38.5 year initial term expiring in September 2046 with 20 year and 15 year renewal options.

Minimum future rentals by fiscal year are as follows (in thousands):

2021	\$	3,343
2022		3,067
2023		2,006
2024		1,596
2025		809
2026–2048		<u>6,284</u>
Total	\$	<u><u>17,105</u></u>

UNIVERSITY OF SOUTH ALABAMA
(A Component Unit of the State of Alabama)

Notes to Basic Financial Statements

September 30, 2020 and 2019

(17) Functional Expense Information

Operating expenses by functional classification for the years ended September 30, 2020 and 2019 are listed below (in thousands).

	<u>2020</u>	<u>2019</u>
Instruction	\$ 108,737	111,289
Research	31,558	27,944
Public service	7,009	7,245
Academic support	27,242	26,415
Student services	33,570	35,506
Institutional support	19,386	41,354
Operation and maintenance of plant	28,184	31,429
Scholarships	17,468	16,311
USA Health	523,020	482,270
Auxiliary enterprises	11,885	14,643
Depreciation and amortization	50,237	48,625
	<u>\$ 858,296</u>	<u>843,031</u>

(18) Blended Component Units

As more fully described in note 1, HCM, PLTF and GLTF are reported as blended component units. Required combining financial information of the aggregate blended component units as of and for the years ended September 30, 2020 and 2019 is presented below (in thousands):

	<u>2020</u>	<u>2019</u>
Current assets	\$ 13,858	15,340
Noncurrent assets	50,775	63,079
Total assets	<u>64,633</u>	<u>78,419</u>
Current liabilities	27,869	44,564
Noncurrent liabilities	33,743	31,816
Total liabilities	<u>61,612</u>	<u>76,380</u>
Net position	<u>\$ 3,021</u>	<u>2,039</u>

UNIVERSITY OF SOUTH ALABAMA
(A Component Unit of the State of Alabama)
Notes to Basic Financial Statements
September 30, 2020 and 2019

	2020	2019
Operating revenues	\$ 224,850	206,493
Operating expenses	(228,936)	(205,883)
Operating loss	(4,086)	610
Nonoperating revenues	5,069	47
Nonoperating expenses	—	(313)
Change in net position	\$ 983	344

(19) Recently Issued Accounting Pronouncements

The GASB issued Statement No. 95, *Postponement of the Effective Dates of Certain Authoritative Guidance*, in May 2020. Statement 95 is effective immediately to provide temporary relief in light of the COVID-19 pandemic by postponing the effective dates of certain provisions of other GASB statements that are effective or scheduled to become effective for periods beginning after June 15, 2018. The effective date of the statements noted below have been adjusted to reflect the postponed effective date as allowed by Statement 95.

The GASB issued Statement No. 84, *Fiduciary Activities*, in January 2017. This statement will be effective for the University beginning with the fiscal year ending September 30, 2021. Statement 84 addresses the criteria for identifying fiduciary activities of all state and local governments.

In June 2017, the GASB issued Statement No. 87, *Leases*, which will be effective for the University beginning with the fiscal year ending September 30, 2022. This statement establishes a single model for lease accounting whereby certain leases that were previously classified as operating leases will now be reported on the statements of net position.

In June 2018, the GASB issued Statement No. 89, *Accounting for Interest Cost Incurred before the End of a Construction Period*, which will be effective beginning with fiscal year September 30, 2022. This statement requires that interest cost incurred before the end of a construction period be recognized as an expense in the period in which the cost is incurred for financial statements prepared using the economic resources measurement focus.

GASB Statement No. 90, *Majority Equity Interests*, was issued in August 2018. Effective for the University beginning with the fiscal year ending September 30, 2021, this statement specifies that a majority equity interest in a legally separate organization should be reported as an investment using the equity method, with certain exceptions, if a government holding of the equity interest meets the definition of an investment.

UNIVERSITY OF SOUTH ALABAMA
(A Component Unit of the State of Alabama)
Notes to Basic Financial Statements
September 30, 2020 and 2019

In May 2019, the GASB issued Statement No. 91, *Conduit Debt Obligations*, which will be effective beginning with the fiscal year ending September 30, 2023. The objective of this statement is to clarify the definition of conduit debt obligations, establish that conduit debt is not a liability of the issuer, establish standards for reporting additional commitments and voluntary commitments extended by issuers and improve note disclosures.

In January 2020, the GASB issued Statement No. 92, *Omnibus 2020*. Effective for the fiscal year ending September 30, 2022, this statement adds clarifying language and implementation guidance for statements 73, 74, 84 and 87.

In March 2020, the GASB issued statement No. 93, *Replacement of Interbank Offered Rates* and Statement No. 94, *Public-Private and Public-Public Partnerships and Availability Payment Arrangements*.

In May 2020, the GASB issued Statement No. 96, *Subscription Based Information Technology Arrangements* and Statement No. 97, *Certain Component Unit Criteria, and Accounting and Financial Reporting for Internal Revenue Code Section 457 Plans Deferred Compensation Plans – An Amendment of GASB Statements No. 14 and No. 84, and a Supersession of GASB Statement No. 32*.

The effect of the implementation of GASB Statement Nos. 84, 87, 89, 90, 91, 92, 96 and 97 on the University has not yet been determined. Statements 93 and 94 will not impact the University.

(20) COVID-19 Pandemic

COVID-19, a respiratory disease caused by a novel strain of the coronavirus, has spread around the world, including the State of Alabama. The Centers for Disease Control confirmed the spread of the disease to the United States in February 2020 and the World Health Organization declared the COVID-19 outbreak a pandemic in March 2020.

As a result of the pandemic, most higher education institutions, including the University, moved the delivery of all instruction to an on-line format in March 2020 and required that students, where possible, vacate on-campus residence halls. This had an adverse effect on the operations of the University due to the pro-rata refund of housing and dining fees and incremental costs incurred as a result of having to convert all instruction to an on-line format. All instruction for the May and summer terms was delivered online and residence halls remained largely closed. While the University returned to a modified in-person delivery of education for the fall semester, residence halls reopened at a lower occupancy level. Management is unable to predict the future impact of the pandemic on the University's operations.

Government orders suspending elective surgical procedures have had an adverse effect on the operations of healthcare providers, including USA Health, primarily due to reduction in overall patient volumes. While patient volumes and revenues have experienced gradual improvement beginning in July 2020 and continuing through the end of the current fiscal year, management is unable to predict the future impact of the pandemic on the USA Health's operations.

UNIVERSITY OF SOUTH ALABAMA
(A Component Unit of the State of Alabama)

Notes to Basic Financial Statements

September 30, 2020 and 2019

The Federal Coronavirus Aid, Relief, and Economic Security (CARES) Act was signed into law on March 27, 2020 and is designed to provide economic relief to Higher Education Institutions and other entities for a number of situations including the provision of direct financial support for students in need, reimbursement for the costs incurred as a result of moving instruction online, to provide relief funds for healthcare providers for purposes of covering costs incurred and lost revenues due to the pandemic. As of September 30, 2020, the University (including USA Health) has been awarded \$31,437,000 in CARES Act, and other funding from federal and state sources for COVID-19 relief. Of this amount, \$14,919,000 has been recognized as nonoperating revenue in the statement of revenues, expenses and changes in net position for the year ended September 30, 2020.

As noted, a portion of Cares Act funding has been designated to the health care providers for purposes of covering costs incurred and lost revenues due to the pandemic. Subsequent to the passage of this legislation, the Department of Health and Human Services (HHS) has issued additional pronouncements which provides guidance on how healthcare providers can apply, receive and recognize this funding, certain provisions of which have been reversed/significantly modified in succeeding guidance. USA Health has received approximately \$11,838,000 in CARES Act funding as of September 30, 2020 in both general and targeted distributions. Such funding is accounted for in accordance with GASB Statement No. 33, *Accounting and Financial Reporting for Exchange Transactions*, and will be recognized in the statement of revenue, expenses and changes in net position as nonoperating revenue once the applicable terms and conditions have been met. The amounts recognized in the statement of revenues, expenses and changes in net position are conditioned upon the provision of care for individuals with possible or actual cases of COVID-19 after January 31, 2020, certification that the payment will be used to prevent, prepare for and respond to coronavirus, and shall reimburse the recipient only for healthcare related expenses or lost revenues that are attributable to coronavirus. Given the complexity of the guidance provided to date and the nature, timing and volume of changes in such guidance both prior to and subsequent to September 30, 2020, USA Health does not believe that the underlying conditions have been met as of September 30, 2020 which would allow for recognition in the statement of revenues, expenses and changes in net position. As such, amounts are recorded as unrecognized revenues in the accompanying 2020 statement of net position.

Additionally, as part of the CARES Act, the Centers for Medicare and Medicaid Services (CMS) expanded the existing Accelerated and Advance Payments Program (MAAPS) to a broader group of healthcare providers. Accelerated or advance payments under the MAPPS program is intended to provide necessary funds when there is a disruption in claims submissions and processing for a healthcare provider. CMS can also offer these payments in circumstances such as a national emergency or natural disasters in order to accelerate cash flow to impacted healthcare providers. During the year ended September 30, 2020, USA Health received accelerated payments under this program of approximately \$35,156,000. These advances must be repaid and, as such, they are reflected as unrecognized revenues in the accompanying 2020 statement of net position.

UNIVERSITY OF SOUTH ALABAMA
(A Component Unit of the State of Alabama)
Notes to Basic Financial Statements
September 30, 2020 and 2019

The University's (including USA Health's) pandemic response plan has multiple facets and continues to evolve as the pandemic unfolds. Management has taken precautionary steps to enhance operational and financial flexibility and to react to the risks the COVID-19 pandemic presents to operations, including the following:

- Established a campus wide contact tracing office to minimize the spread of the virus and therefore minimizing the financial impact on the University.
- Established a campus-wide campus reopening committee to address COVID issues related to the reopening of campus, including the return of employees and students to an in-person environment.
- As part of campus reopening, the student housing model was revised to provide a safer environment for residential students. This was accomplished by increasing the number of single occupant rooms and creating a quarantine facility within housing for students that become COVID positive.
- Implemented a temporary 4.50% pay reduction in lieu of a one-day per month unpaid furlough for most campus employees from May through August. This unpaid furlough plan ultimately ended and funds were returned to employees due to positive financial results for the University.
- Proactively permanently eliminated certain positions, mostly unfilled, in academic and administrative areas.

Management believes the extent of the COVID-19 pandemic's adverse impact on operating results and financial condition has been and will continue to be driven by many factors, most of which are beyond the University's control and ability to forecast. Such factors include, but are not limited to, the scope and duration of stay-at-home practices and business closures and restrictions, government-imposed or recommended suspensions of elective procedures, continued declines in patient volumes for indeterminable length of time, incremental expenses required for supplies and personal protective equipment, and changes in professional and general liability exposures. The potential for a negative impact on University enrollment is also uncertain. Because of these and other uncertainties, management cannot accurately estimate the length or severity of the impact of the pandemic on the University.

The University (including USA Health) received additional CARES Act funding subsequent to September 30, 2020 of approximately \$2,022,000.

On September 19, 2020, October 22, 2020, and November 2, 2020, HHS released *General and Targeted Distribution Post-Payment Notice of Reporting Requirements* related to the CARES Act PRF received by USA Health. This guidance describes the calculation of lost revenues to be reported due to the COVID-19 pandemic and the time period in which to measure and report such lost revenues and expenses. Specifically, the guidance designates calendar year 2020 as the period for measuring pandemic related costs and lost revenues as compared to the same period in 2019 with an additional six months extension through June 2021, if necessary. USA Health believes the conditions associated with the PRF exist until December 31, 2020 at which time USA Health can calculate the lost revenues to which it is entitled to claim under the grant and therefore no amounts have been recognized in the statement of revenues, expenses or changes in net position for the fiscal year ended September 30, 2020.

UNIVERSITY OF SOUTH ALABAMA
(A Component Unit of the State of Alabama)

Required Supplementary Information

Schedule of the University's Proportionate Share of the Net Pension Liability and Related Ratios (Unaudited)

Teachers' Retirement Plan of Alabama

September 30, 2020

(In thousands)

	<u>2020</u>	<u>2019</u>	<u>2018</u>	<u>2017</u>	<u>2016</u>
University's proportion of the net pension liability	2.664536 %	2.843720 %	3.018313 %	3.108048 %	3.185471 %
University's proportionate share of the net pension liability	\$ 294,615	282,739	296,654	336,477	329,294
University's covered-employee payroll	181,875	190,559	191,520	200,464	198,378
University's proportionate share of the net pension liability as a percentage of its covered-employee payroll	161.99 %	148.37 %	154.89 %	167.85 %	165.99 %
Plan fiduciary net position as a percentage of the total pension liability	69.85 %	72.29 %	71.50 %	67.93 %	67.51 %

Schedule is intended to show information for 10 years. Additional years will be displayed as they become available.

See accompanying independent auditors' report.

UNIVERSITY OF SOUTH ALABAMA
(A Component Unit of the State of Alabama)

Required Supplementary Information

Schedule of the University's Pension Contributions (Unaudited)

Teachers' Retirement Plan of Alabama

September 30, 2020

(In thousands)

	<u>2020</u>	<u>2019</u>	<u>2018</u>	<u>2017</u>	<u>2016</u>
Contractually required contribution	\$ 21,413	22,481	22,262	23,664	23,405
Contributions in relation to the contractually required contribution	21,413	22,481	22,262	23,664	23,405
Contribution deficiency (excess)	<u>\$ —</u>	<u>—</u>	<u>—</u>	<u>—</u>	<u>—</u>
University's covered-employee payroll	\$ 181,875	190,559	191,520	200,464	198,378
Contributions as a percentage of covered-employee payroll	11.77%	11.80%	11.62%	11.80%	11.80%

Schedule is intended to show information for 10 years.

Additional years will be displayed as they become available.

See accompanying independent auditors' report.

UNIVERSITY OF SOUTH ALABAMA
(A Component Unit of the State of Alabama)

Required Supplementary Information

Schedule of the University's Proportionate Share of the Net OPEB Liability and Related Ratios (Unaudited)

Alabama Retired Education Employees' Health Care Trust

September 30, 2020

(In thousands)

	<u>2020</u>	<u>2019</u>	<u>2018</u>
University's proportion of the net OPEB liability	2.737717 %	3.156420 %	3.449076 %
University's proportionate share of the net OPEB liability	\$ 103,288	259,418	256,178
University's covered-employee payroll	181,875	190,559	191,520
University's proportionate share of the net OPEB liability as a percentage of its covered-employee payroll	56.79 %	136.14 %	133.76 %
Plan fiduciary net position as a percentage of the total OPEB liability	28.14 %	14.81 %	15.37 %

Schedule is intended to show information for 10 years. Additional years will be displayed as they become available.

See accompanying independent auditors' report.

UNIVERSITY OF SOUTH ALABAMA
(A Component Unit of the State of Alabama)

Required Supplementary Information

Schedule of the University's OPEB Contributions (Unaudited)

Alabama Retired Education Employees' Health Care Trust

September 30, 2020

(In thousands)

	<u>2020</u>	<u>2019</u>	<u>2018</u>
Contractually required contribution	\$ 7,947	7,772	7,728
Contributions in relation to the contractually required contribution	<u>7,947</u>	<u>7,772</u>	<u>7,728</u>
Contribution deficiency (excess)	\$ —	—	—
University's covered-employee payroll	\$ 181,875	190,559	191,520
Contributions as a percentage of covered-employee payroll	4.37 %	4.08 %	4.04 %

Schedule is intended to show information for 10 years.

Additional years will be displayed as they become available.

See accompanying independent auditors' report.

UNIVERSITY OF SOUTH ALABAMA
(A Component Unit of the State of Alabama)
Notes to Required Supplementary Schedules (Unaudited)
September 30, 2020 and 2019

(1) Summary of Cost Sharing Pension Plan Provisions and Assumptions

Employees of the University of South Alabama are covered by a cost sharing multiple-employer defined benefit pension plan administered by the Teachers Retirement System (TRS) of the State of Alabama.

(a) Actuarial Assumptions

The total pension liability as of September 30, 2020 and 2019 was determined by an actuarial valuation as of September 30, 2018 and 2017, using the following actuarial assumptions, applied to all periods included in the measurement:

	<u>2020</u>	<u>2019</u>
Inflation	2.75 %	2.75 %
Investment rate of return*	7.70	7.70
Projected salary increases	3.25-5.00	3.25–5.00

* Net of pension plan investment expense

The actuarial assumptions used in the September 30, 2018 valuation were based on the results of an actuarial experience study for the period October 1, 2010 through September 30, 2015. Mortality rates for TRS were based on the RP-2000 White Collar Mortality Table projected to 2020 using Scale BB and adjusted 115% for all ages for males and 112% for ages 78 and over for females.

The long-term expected rate of return on pension plan investments was determined using a log-normal distribution analysis in which best-estimate ranges of expected future real rates of return (expected returns, net of pension plan investment expense and inflation) are developed for each major asset class. These ranges are combined to produce the long-term expected rate of return by weighting the expected future real rates of return by the target asset allocation percentage and by adding expected inflation.

(b) Discount Rate

The discount rate used to measure the total pension liability as of both September 30, 2020 and 2019 was 7.70%. The projection of cash flows used to determine the discount rate assumed that plan member contributions will be made at the current contribution rate and that the employer contributions will be made at rates equal to the difference between actuarially determined contribution rates and the member rate. Based on those assumptions, the pension plan's fiduciary net position was projected to be available to make all projected future benefit payments of current plan members. Therefore, the long-term expected rate of return on pension plan investments was applied to all periods of projected benefit payments to determine the total pension liability.

UNIVERSITY OF SOUTH ALABAMA
(A Component Unit of the State of Alabama)
Notes to Required Supplementary Schedules (Unaudited)
September 30, 2020 and 2019

(2) Summary of OPEB Plan Provisions and Assumptions

Retirees of the University of South Alabama are covered by the Public Education Employees Health Insurance Plan (PEEHIP), which is a cost sharing multiple-employer defined benefit OPEB plan administered by the Teachers Retirement System (TRS) of the State of Alabama.

(a) Changes in Actuarial Assumptions

In 2016, rates of withdrawal, retirement, disability, mortality, spouse coverage, and tobacco usage were adjusted to more closely reflect actual experience. In 2016, economic assumptions and the assumed rates of salary increase were adjusted to more closely reflect actual and anticipated experience. In 2016 and later, the expectation of retired life mortality was changed to the RP-2000 White Collar Mortality Table projected to 2020 using scale BB and adjusted 115% for all ages for males and 112% for ages 78 and over for females.

(b) Recent Plan Changes

Beginning in plan year 2021, the Medicaid Advantage Prescription Drug plan premium rates exclude the ACA Health Insurer Fee which was repealed on December 20, 2019.

Effective January 1, 2017, Medicare eligible medical and prescription drug benefits are provided through the Medicare Advantage Prescription Drug plan.

The Health Plan is changed each year to reflect the ACA maximum annual out-of-pocket amounts.

UNIVERSITY OF SOUTH ALABAMA
(A Component Unit of the State of Alabama)
Notes to Required Supplementary Schedules (Unaudited)
September 30, 2020 and 2019

(c) Method and Assumptions Used in Calculations of Actuarially Determined Contributions

The actuarially determined contribution rates in the schedule of employer contributions are calculated as of September 30, 2014, three years prior to the end of the fiscal year in which contributions are reported. The following actuarial methods and assumptions were used to determine the most recent contribution rate reported in that schedule for the years ended September 30, 2020 and 2019:

	<u>2020</u>	<u>2019</u>
Actuarial cost method	Entry age normal	Entry age normal
Amortization method	Level percent of pay	Level percent of pay
Remaining amortization period	25 years	26 years
Asset valuation method	Market value of assets	Market value of assets
Inflation	2.875%	3.00%
Health care cost trend rate:		
Pre-medicare eligible	7.75%	7.75%
Medicare eligible	5.00%	5.00%
Ultimate trend rate:		
Pre-medicare eligible	5.00%	5.00%
Medicare eligible	5.00%	5.00%
Year of ultimate trend rate	2022 for Pre-medicare eligible 2018 for Medicare eligible	2021 for Pre-medicare eligible 2018 for Medicare eligible
Investment rate of return	5.00%, including inflation	5.00%, including inflation

UNIVERSITY OF SOUTH ALABAMA
(A Component Unit of the State of Alabama)
Schedule of Expenditures of Federal Awards
Year ended September 30, 2020

Federal sponsor/Program title	CFDA	Pass-through award number	Pass-through entity	Direct expenditures	Pass-through to the University expenditures	Total expenditures	Pass-through to subrecipients expenditures
Student Financial Assistance Cluster*:							
U.S. Department of Education:							
Federal Supplemental Educational Opportunity Grant Program	84.007			\$ 433,176	—	433,176	—
Federal Work Study Program	84.033			469,143	—	469,143	—
Federal Perkins Loan Program	84.038			1,683,347	—	1,683,347	—
Federal Pell Grant Program	84.063			18,169,807	—	18,169,807	—
Federal Direct Student Loan Program	84.268			125,208,907	—	125,208,907	—
Teacher Education Assistance for College and Higher Education	84.379			42,848	—	42,848	—
Nurse Faculty Loan Program	93.264			213,001	—	213,001	—
Total Student Financial Assistance Cluster				<u>146,220,229</u>	<u>—</u>	<u>146,220,229</u>	<u>—</u>
Research and Development Cluster:							
U.S. Department of Agriculture:							
Forestry Research	10.652			241,705	—	241,705	—
U.S. Department of Agriculture	10.UNK			63,887	—	63,887	—
Total U.S. Department of Agriculture				<u>305,592</u>	<u>—</u>	<u>305,592</u>	<u>—</u>
U.S. Department of Commerce:							
Sea Grant Support	11.417	18-03 548001-1000	Texas A&M University	—	283,484	283,484	112,723
Sea Grant Support	11.417	8006034-01.01 USA-R/HCE-11-PD	University of Southern Mississippi	—	7,957	7,957	—
Sea Grant Support	11.417	8006034-01.01 USA-R/HCE-16-PD	University of Southern Mississippi	—	10,000	10,000	—
Total CFDA				<u>—</u>	<u>301,441</u>	<u>301,441</u>	<u>112,723</u>
Coastal Zone Management Estuarine Research Reserves	11.420			4,338	—	4,338	—
Marine Fisheries Initiative	11.433			92,746	—	92,746	—
Gulf Coast Ecosystem Restoration Science, Observation, Monitoring, and Technology	11.451			231,293	—	231,293	118,821
Meteorologic and Hydrologic Modernization Development	11.467	SUBAWD001579	University Corporation for Atmospheric Research	—	11,115	11,115	—
Center for Sponsored Coastal Ocean Research – Coastal Ocean	11.478	17024-USA-001	Florida Gulf Coast University	—	70,221	70,221	20,538
Measurement and Engineering Research and Standards	11.609	G-99042-12	Colorado State University	—	24,026	24,026	—
Arrangements for Interdisciplinary Research Infrastructure	11.619	140453	Colorado State University	—	22,142	22,142	—
US Department of Commerce	11.UNK			243	—	243	—
Total U.S. Department of Commerce				<u>328,620</u>	<u>428,945</u>	<u>757,565</u>	<u>252,082</u>
U.S. Department of Defense:							
Military Medical Research and Development	12.420			38,046	—	38,046	7,034
Basic Scientific Research	12.431			94,216	—	94,216	34,869
Basic, Applied, and Advanced Research in Science and Engineering	12.830			68,912	—	68,912	20,088
Air Force Defense Research Sciences Program	12.800			25,410	—	25,410	—
Information Security Grant Program	12.902	2102985-01	Stevens Institute of Technology	—	11,233	11,233	—
Department of Defense	12.UNK			74,458	—	74,458	17,771
Department of Defense	12.UNK	18-0473	Natural Fiber Welding, Inc.	—	45,991	45,991	—
Department of Defense	12.UNK	2102964	Stevens Institute of Technology	—	1,183	1,183	—
Total U.S. Department of Defense				<u>301,042</u>	<u>58,407</u>	<u>359,449</u>	<u>79,762</u>
U.S. Department of Interior:							
Wildlife Restoration	15.611	19-0165	ADCNR	—	2,068	2,068	—
Wildlife Restoration	15.611	20-0173	ADCNR	—	47,774	47,774	—
Total CFDA				<u>—</u>	<u>49,842</u>	<u>49,842</u>	<u>—</u>
National Cooperative Geologic Mapping Program	15.810			1,666	—	1,666	—
Department of Interior	15.UNK			2,407,328	—	2,407,328	217,054
Department of Interior	15.UNK	140D0419-9-0003	Wichita State University	—	339,525	339,525	—
Total U.S. Department of Interior				<u>2,408,994</u>	<u>389,367</u>	<u>2,798,361</u>	<u>217,054</u>
U.S. Department of Justice:							
National Sexual Assault Kit Initiative	16.833	18-0054	Mobile Police Department	—	43,938	43,938	—
National Sexual Assault Kit Initiative	16.833	2018-AK-BX-0006	City of Mobile	—	57,543	57,543	—
U.S. Department of Justice	16.UNK	20-0015	City of Mobile	—	28,939	28,939	—
Total U.S. Department of Justice				<u>—</u>	<u>130,420</u>	<u>130,420</u>	<u>—</u>

UNIVERSITY OF SOUTH ALABAMA
(A Component Unit of the State of Alabama)
Schedule of Expenditures of Federal Awards
Year ended September 30, 2020

Federal sponsor/Program title	CFDA	Pass-through award number	Pass-through entity	Direct expenditures	Pass-through to the University expenditures	Total expenditures	Pass-through to subrecipients expenditures
U.S. Department of Transportation:							
Highway Planning and Construction	20.205	HSIP-NR18(911)	Alabama Department of Transportation	\$ —	10,001	10,001	—
Highway Planning and Construction	20.205	930-937	Alabama Department of Transportation	—	3,012	3,012	—
Highway Planning and Construction	20.205	930-841R	Alabama Department of Transportation	—	(18)	(18)	—
Highway Planning and Construction	20.205	#1954 (OX-001954-000)	Alabama Department of Transportation	—	63,645	63,645	—
Highway Planning and Construction	20.205	#1954 (OX-001954-003)	Alabama Department of Transportation	—	49,201	49,201	—
Highway Planning and Construction	20.205	930-917	Alabama Department of Transportation	—	22,459	22,459	—
Highway Planning and Construction	20.205	930-980	Alabama Department of Transportation	—	63,754	63,754	16,389
Highway Planning and Construction	20.205	170358	The University of Alabama	—	(186)	(186)	—
Total U.S. Department of Transportation				—	211,868	211,868	16,389
National Aeronautics and Space Administration:							
Aerospace Education Services Program	43.001			14,793	—	14,793	—
Exploration	43.003	18-0175	University of Alabama in Huntsville	—	5,030	5,030	—
Education	43.008	160195	University of Alabama in Huntsville	—	134,246	134,246	367
Education	43.008	2019-217	University of Alabama in Huntsville	—	216,108	216,108	—
Total CFDA				—	350,354	350,354	367
NASA	43.UNK			29,230	—	29,230	—
Total National Aeronautics and Space Administration				44,023	355,384	399,407	367
National Science Foundation:							
Engineering Grants	47.041			262,715	—	262,715	18,423
Engineering Grants	47.041	2017-91	University of Alabama in Huntsville	—	59,262	59,262	—
Total CFDA				262,715	59,262	321,977	18,423
Mathematical and Physical Sciences	47.049			127,259	—	127,259	—
Geosciences	47.050			85,492	—	85,492	7,863
Geosciences	47.050	17056-NSF-USA-MCI-02	Florida Gulf Coast University	—	260,831	260,831	—
Geosciences	47.050	2722JK	Dauphin Island Sea Lab	—	14,243	14,243	—
Total CFDA				85,492	275,074	360,566	7,863
Computer and Information Science and Engineering	47.070			197,277	—	197,277	58,905
Biological Sciences	47.074			140,432	—	140,432	—
COVID-19 – Biological Sciences	47.074			30,125	—	30,125	—
Total CFDA				170,557	—	170,557	—
Social Behavioral and Economic Sciences	47.075			20,464	—	20,464	14,477
Education and Human Resources	47.076			1,188,022	—	1,188,022	—
Education and Human Resources	47.076	2102429-01	Stevens Institute of Technology	—	29,916	29,916	—
Total CFDA				1,188,022	29,916	1,217,938	—
Polar Programs	47.078	UA 16-052	University of Alabama	—	59,197	59,197	—
International Science and Engineering (OISE) (B)	47.079			980,417	—	980,417	775,413
Office of Integrative Activities	47.083			85,378	—	85,378	—
National Science Foundation	47.UNK	19-84813-01	University of Texas Medical Branch (The)	—	46,833	46,833	—
Total National Science Foundation				3,117,581	470,282	3,587,863	875,081
U.S. Department of Veteran Affairs	64.UNK			10,406	—	10,406	—
US Environmental Protection Agency:							
Gulf of Mexico Program	66.475			189,073	—	189,073	105,162
U.S. Department of Energy:							
Basic Energy Sciences University and Science Education	81.049			918,168	—	918,168	470,800
U.S. Department of Health and Human Services:							
Biological Response to Environmental Health Hazards	93.113			800,543	—	800,543	27,387
Biological Response to Environmental Health Hazards	93.113	17056-NIH-USA/MCI-02	Florida Gulf Coast University	—	303,393	303,393	—
Biological Response to Environmental Health Hazards	93.113	97220614	University of California, San Diego	—	130,755	130,755	—
Total CFDA				800,543	434,148	1,234,691	27,387
Research and Training in Alternative Medicine	93.213			145,099	—	145,099	—
Discovery and Applied Research for Technological Innovations to Improve Human Health	93.286			148,680	—	148,680	—
Minority Health and Health Disparities Research	93.307			(9)	—	(9)	—

UNIVERSITY OF SOUTH ALABAMA
(A Component Unit of the State of Alabama)
Schedule of Expenditures of Federal Awards
Year ended September 30, 2020

Federal sponsor/Program title	CFDA	Pass-through award number	Pass-through entity	Direct expenditures	Pass-through to the University expenditures	Total expenditures	Pass-through to subrecipients expenditures
Trans-NIH Research Support	93.310	18-0083	University of Alabama at Birmingham	\$ —	630,480	630,480	—
National Center for Advancing Translational Sciences	93.350	UC90631	University of Alabama at Birmingham	—	5,118	5,118	—
National Center for Advancing Translational Sciences	93.350	000520679-010	University of Alabama at Birmingham	—	207,532	207,532	—
COVID-19 – National Center for Advancing Translational Sciences	93.350	000520679-010	University of Alabama at Birmingham	—	65,471	65,471	—
National Center for Advancing Translational Sciences	93.350	000520695-002	University of Alabama at Birmingham	—	64,467	64,467	—
Total CFDA				—	342,588	342,588	—
Research Infrastructure Programs	93.351			364,815	—	364,815	69,875
Advanced Education Nursing Traineeships	93.358	XIONG/ZHA 001/R01NS140349	Morehouse School of Medicine, Inc.	—	7,818	7,818	—
Cancer Cause and Prevention Research	93.393			1,417,261	—	1,417,261	—
Cancer Cause and Prevention Research	93.393	FCCC#15137-01	Fox Chase Cancer Center	—	268,059	268,059	—
Total CFDA				1,417,261	268,059	1,685,320	—
Cancer Treatment Research	93.395			370,470	—	370,470	24,801
Cancer Treatment Research	93.395	170272	Children's Hospital of Philadelphia	—	99	99	—
Cancer Treatment Research	93.395	9500080215-12C	Children's Hospital of Philadelphia	—	1,192	1,192	—
Cancer Treatment Research	93.395	9500080216-13C WORK ORDER	Children's Hospital of Philadelphia	—	3,248	3,248	—
Cancer Treatment Research	93.395	9400380000	Children's Hospital of Philadelphia	—	25	25	—
Cancer Treatment Research	93.395	35263-1	Augusta University	—	67,997	67,997	—
Cancer Treatment Research	93.395	1 R43 CA217502-01A1	ADT Pharmaceuticals, Inc.	—	(1,763)	(1,763)	—
Total CFDA				370,470	70,798	441,268	24,801
Cancer Biology Research	93.396			427,929	—	427,929	—
Cardiovascular Diseases Research	93.837			347,853	—	347,853	—
Cardiovascular Diseases Research	93.837	1R43HL142325-01A1	EVAS Therapeutics LLC	—	(81)	(81)	—
Cardiovascular Diseases Research	93.837	180090	University of Alabama at Birmingham	—	16,834	16,834	—
Total CFDA				347,853	16,753	364,606	—
Lung Diseases Research	93.838			4,568,348	—	4,568,348	201,157
Lung Diseases Research	93.838	170187	Thomas Jefferson University	—	128,102	128,102	—
Lung Diseases Research	93.838	NIH 5 R01 HL058506-22	Thomas Jefferson University	—	161,741	161,741	—
Total CFDA				4,568,348	289,843	4,858,191	201,157
Arthritis Musculoskeletal and Skin Diseases Research	93.846			30,944	—	30,944	—
Diabetes, Digestive, and Kidney Diseases Extramural Research	93.847	576028	University of Pennsylvania	—	30,319	30,319	—
Clinical Research Related to Neurological Disorders	93.853			297,380	—	297,380	59,631
Allergy Immunology and Transplantation Research	93.855			382,761	—	382,761	—
Allergy Immunology and Transplantation Research	93.855	000522211-016	University of Alabama at Birmingham	—	12,591	12,591	—
COVID-19 – Allergy Immunology and Transplantation Research	93.855	20-0345	Florida International University	—	3,682	3,682	—
Total CFDA				382,761	16,273	399,034	—
Pharmacology Physiology and Biological Chemistry	93.859			572,871	—	572,871	119,747
Pharmacology Physiology and Biological Chemistry	93.859	783K893	University of Wisconsin-Madison	—	24,840	24,840	—
Total CFDA				572,871	24,840	597,711	119,747
Aging Research	93.866			13,389	—	13,389	—
HIV Prevention Activities Health Department Based	93.940	19-0124	University of Alabama at Birmingham	—	36,290	36,290	—
Medicaid	93.UNK	19-0041	ADT Pharmaceuticals Inc	—	26,689	26,689	—
Medicaid	93.UNK	19-0062	Florida International University	—	46,535	46,535	—
Medicaid	93.UNK	HHSO100201500027C	Stratatech Corporation	—	5,618	5,618	—
National Institute of Health	93.UNK	18038-01	Fox Chase Cancer Center	—	21,139	21,139	—
Total U.S. Department of Health and Human Services				9,888,334	2,268,190	12,156,524	502,598
Total Research and Development Cluster				17,511,833	4,312,863	21,824,696	2,519,295
Other federal assistance:							
U.S. Department of Commerce:							
Coastal Zone Management Administration Awards	11.419	USA-CZM-309-20-1	Alabama Dept. of Conservation and Natural Resources	—	10,465	10,465	—
Gulf Coast Ecosystem Restoration Science, Observation, Monitoring, and Technology	11.451	DISL SHORT FORM D-14	Dauphin Island Sea Lab	—	16,172	16,172	—
U.S. Department of Commerce	11.UNK	170230	Earth Networks, Inc.	—	22,122	22,122	—
U.S. Department of Commerce	11.UNK	20-0398	Synoptic Data PBC	—	37,544	37,544	—
U.S. Department of Commerce	11.UNK	9943-05	Moffatt & Nichol	—	15,386	15,386	—
Total U.S. Department of Commerce				—	101,689	101,689	—

UNIVERSITY OF SOUTH ALABAMA
(A Component Unit of the State of Alabama)
Schedule of Expenditures of Federal Awards
Year ended September 30, 2020

Federal sponsor/Program title	CFDA	Pass-through award number	Pass-through entity	Direct expenditures	Pass-through to the University expenditures	Total expenditures	Pass-through to subrecipients expenditures
U.S. Department of Defense:							
Basic Scientific Research	12.431			\$ 204,317	—	204,317	—
Air Force Defense Research Sciences Program	12.800			38,391	—	38,391	—
U.S. Department of Defense	12.UNK	DESE-19-020	DESE Research, Inc	—	53,269	53,269	—
Total U.S. Department of Defense				<u>242,708</u>	<u>53,269</u>	<u>295,977</u>	<u>—</u>
U.S. Department of Labor:							
WIOA Youth Activities Cluster	17.259	07703881	Southwest Alabama Partnership for Training & Employment, Inc	—	82	82	—
U.S. Department of Treasury:							
COVID-19 – Coronavirus Relief Fund*	21.019	20-0544	Alabama Department of Finance	—	2,033,824	2,033,824	—
COVID-19 – Coronavirus Relief Fund*	21.019	SLT00002 / SLT0223	Alabama Department of Finance	—	1,535,486	1,535,486	—
COVID-19 – Coronavirus Relief Fund*	21.019	SLT00002 / SLT0223	University of Alabama at Birmingham	—	170,330	170,330	—
Total CFDA and U.S. Department of Treasury				<u>—</u>	<u>3,739,640</u>	<u>3,739,640</u>	<u>—</u>
National Aeronautics and Space Administration:							
Aerospace Education Services Program	43.001	2015-055	University of Alabama in Huntsville	—	4,116	4,116	—
Exploration	43.003	XHAB 2020-02	National Space Grant Foundation	—	19,317	19,317	—
Education	43.008	Various	University of Alabama in Huntsville	—	55,399	55,399	—
Total National Aeronautics and Space Administration				<u>—</u>	<u>78,832</u>	<u>78,832</u>	<u>—</u>
U. S. Environmental Protection Agency:							
Nonpoint Source Implementation Grants	66.460	C80592039	Alabama Department of Environmental Management	—	(6,334)	(6,334)	—
U.S. Department of Education:							
Undergraduate International Studies and Foreign Language	84.016			39,002	—	39,002	—
TRIO Cluster:							
TRIO Talent Search	84.044			331,260	—	331,260	—
TRIO Upward Bound	84.047			183,041	—	183,041	—
Total TRIO Cluster				<u>514,301</u>	<u>—</u>	<u>514,301</u>	<u>—</u>
Supporting Effective Instruction State Grants	84.367	U200566	Alabama State Department of Education	—	21,734	21,734	—
Transition Programs for Students with Intellectual Disabilities into Higher Ed	84.407			455,119	—	455,119	—
COVID-19 – Higher Education Emergency Relief Fund - Student*	84.425E			5,704,268	—	5,704,268	—
COVID-19 – Higher Education Emergency Relief Fund - Institution*	84.425F			3,751,990	—	3,751,990	—
COVID-19 – Higher Education Emergency Relief Fund - Strengthening Institutions Program*	84.425M			78,476	—	78,476	—
Total Education Stabilization Fund				<u>9,534,734</u>	<u>—</u>	<u>9,534,734</u>	<u>—</u>
Total U.S. Department of Education				<u>10,543,156</u>	<u>21,734</u>	<u>10,564,890</u>	<u>—</u>
U.S. Department of Health and Human Services:							
Alzheimer's Disease Demonstration Grants to States	93.051	13-130338	South Alabama Regional Planning Commission	—	303	303	—
COVID-19 – Coordinated Services and Access to Research for Women, Infants, Children and Youth	93.153			363,568	—	363,568	—
Substance Abuse and Mental Health Services	93.243			546	—	546	—
Advanced Education Nursing Grant Programs	93.247			828,082	—	828,082	—
ACA-Transforming Clinical Practice Initiative: Practice Transformation Networks (PTNs)	93.638	18-0365	Vizient, Inc.	—	426	426	—
Foster Care Title IV-E	93.658	A20-0007-S011	University of Alabama	—	88,398	88,398	—
Medical Student Education	93.680			444,323	—	444,323	—
PPHF-2012 Mental and Behavioral Health Education and Training Grants	93.732			395,577	—	395,577	—
Medicaid Cluster	93.778	Various	Alabama Medicaid Agency	—	11,917	11,917	—
Organized Approaches to Increase Colorectal Cancer Screening	93.800	C90116208 (GC 19-322)	State of Alabama Dept of Public Health	—	71,738	71,738	—
Hospital Preparedness Program (HPP) Center for Disease and Prevention	93.817	C90116240 (GC 19-395)	State of Alabama Department of Public Health	—	39,347	39,347	—
Grants for Primary Care Training and Enhancement	93.884			459,385	—	459,385	—
National Bioterrorism Hospital Preparedness Program	93.889	C80113204 (GC-18-355)	State of Alabama Department of Public Health	—	(4,410)	(4,410)	—
National Bioterrorism Hospital Preparedness Program	93.889	C90116209 (GC 19-324)	State of Alabama Department of Public Health	—	176,278	176,278	—
National Bioterrorism Hospital Preparedness Program	93.889	C90116215 (GC 19-337)	State of Alabama Department of Public Health	—	543,308	543,308	—
National Bioterrorism Hospital Preparedness Program	93.889	C90116214 (GC 19-336)	State of Alabama Department of Public Health	—	49,575	49,575	—
National Bioterrorism Hospital Preparedness Program	93.889	C00119195 (GC 20-376)	State of Alabama Department of Public Health	—	65,183	65,183	—
National Bioterrorism Hospital Preparedness Program	93.889	20-0484	State of Alabama Department of Public Health	—	169,468	169,468	—
COVID-19 – National Bioterrorism Hospital Preparedness Program	93.889	20-0358	State of Alabama Department of Public Health	—	7,391	7,391	—
COVID-19 – National Bioterrorism Hospital Preparedness Program	93.889	20-0357	State of Alabama Department of Public Health	—	19,742	19,742	—
Total CFDA				<u>—</u>	<u>1,026,535</u>	<u>1,026,535</u>	<u>—</u>

UNIVERSITY OF SOUTH ALABAMA
(A Component Unit of the State of Alabama)
Schedule of Expenditures of Federal Awards
Year ended September 30, 2020

Federal sponsor/Program title	CFDA	Pass-through award number	Pass-through entity	Direct expenditures	Pass-through to the University expenditures	Total expenditures	Pass-through to subrecipients expenditures
Cancer Prevention & Control Programs for State, Territorial & Tribal Orgs	93.898	C90116193 (GC-19-293)	State of Alabama Dept of Public Health	\$ —	41,264	41,264	—
HIV Care Formula Grants	93.917	RW-USAF-2021	United Way of Central Alabama	—	14,205	14,205	—
HIV Care Formula Grants	93.917	190358	United Way of Central Alabama	—	23,736	23,736	—
Total CFDA				—	37,941	37,941	—
COVID-19 Testing for the Uninsured*	93.461			1,478,187	—	1,478,187	—
Total U.S. Department of Health and Human Services				3,969,668	1,317,869	5,287,537	—
Corporation for National and Community Service: AmeriCorp	94.006			4,045	—	4,045	—
Total other federal assistance				14,759,577	5,306,781	20,066,358	—
Total federal expenditures				\$ 178,491,639	9,619,644	188,111,283	2,519,295

* Indicates major program

See accompanying notes to schedule of expenditures of federal awards.

UNIVERSITY OF SOUTH ALABAMA
(A Component Unit of the State of Alabama)

Notes to Schedule of Expenditures of Federal Awards

September 30, 2020

(1) Basis of Presentation

The accompanying schedule of expenditures of federal awards (the Schedule) includes the federal grant activity of the University of South Alabama (the University) and is presented on the accrual basis of accounting. The information in the Schedule is presented in accordance with the requirements of Title 2 U.S. Code of Federal Regulations Part 200, *Uniform Administrative Requirements, Cost Principles, and Audit Requirements for Federal Awards (Uniform Guidance)*. Therefore, some amounts presented in the Schedule may differ from amounts presented in, or used in the preparation of, the basic financial statements.

(2) Campus-Based Loan Programs

Outstanding campus-based federal loans made by the University are included in notes receivable in the University's 2020 statement of net position and consist of the following loan programs:

	<u>CFDA #</u>	<u>Outstanding amount at September 30, 2020</u>	<u>Amount advanced in 2020</u>
Federal Perkins Loan Program	84.038	\$ 1,317,237	—
Nurse Faculty Loan Program	93.264	848,473	213,001
Nurse Faculty Loan Program ARRA	93.408	5,098	—
		<u>\$ 2,170,808</u>	<u>213,001</u>

For the Federal Perkins Loan Program (FPLP) the Schedule includes the beginning of the year balance of loans outstanding under the FPLP and current year FPLP loan advances to students totaling \$1,683,347 and \$0, respectively. No administrative cost allowance was claimed related to the FPLP during 2020.

(3) Contingencies

The University's federal programs are subject to financial and compliance audits by grantor agencies which may result in disallowed expenditures and affect the University's continued participation in specific programs.

(4) Federal Direct Student Loans (CFDA #84.268)

The University's Federal Direct Student Loan Program (Direct Loan) included in the Schedule represents loans advanced to students of the University during fiscal year 2020, which were not originated by the University. Accordingly, Direct Loan amounts are not reflected in the University's basic financial statements. It is not practicable to determine the balance of loans outstanding to students and former students of the University under these programs as of September 30, 2020.

UNIVERSITY OF SOUTH ALABAMA
(A Component Unit of the State of Alabama)

Notes to Schedule of Expenditures of Federal Awards

September 30, 2020

During the year ended September 30, 2020, the University advanced to students the following amounts of new loans under Direct Loan Programs:

	Amount advanced
Stafford loans	\$ 16,929,781
Unsubsidized Stafford loans	71,551,745
Parent Loans for Students	<u>36,727,381</u>
Total	<u>\$ 125,208,907</u>

(5) Matching

Under the Federal Supplemental Education Opportunity Grant Program, the University matched \$192,913 in funds awarded to students for the year ended September 30, 2020 in addition to the Federal share of expenditures included in the Schedule.

(6) Indirect Cost Rate

For the year ended September 30, 2020, the University did not elect to use the 10% De Minimus Indirect Cost Rate permitted by Uniform Guidance, as a negotiated indirect cost rate existed on all grants where indirect costs are applicable.



KPMG LLP
Suite 1100
One Jackson Place
188 East Capitol Street
Jackson, MS 39201-2127

Independent Auditors' Report on Internal Control Over Financial Reporting and on Compliance and Other Matters Based on an Audit of Financial Statements Performed in Accordance with *Government Auditing Standards*

The Board of Trustees
University of South Alabama:

We have audited, in accordance with auditing standards generally accepted in the United States of America and the standards applicable to financial audits contained in *Government Auditing Standards* issued by the Comptroller General of the United States, the financial statements of the University of South Alabama, a component unit of the State of Alabama, (the University) and its aggregate discretely presented component units as of and for the year ended September 30, 2020, and the related notes to the financial statements, which collectively comprise the University's basic financial statements, and have issued our report thereon dated November 16, 2020. Our report includes a reference to other auditors who audited the financial statements of the University of South Alabama Foundation, as described in our report on the University's financial statements. This report does not include the results of the other auditors' testing of internal control over financial reporting or compliance and other matters that are reported on separately by those auditors. The financial statements of the University of South Alabama Foundation and the USA Research and Technology Corporation were not audited in accordance with *Government Auditing Standards*, and accordingly, this report does not include reporting on internal control over financial reporting or instances of reportable noncompliance associated with the University of South Alabama Foundation and the USA Research and Technology Corporation.

Internal Control Over Financial Reporting

In planning and performing our audit of the financial statements, we considered the University's internal control over financial reporting (internal control) as a basis for designing audit procedures that are appropriate in the circumstances for the purpose of expressing our opinions on the financial statements, but not for the purpose of expressing an opinion on the effectiveness of the University's internal control. Accordingly, we do not express an opinion on the effectiveness of the University's internal control.

A deficiency in internal control exists when the design or operation of a control does not allow management or employees, in the normal course of performing their assigned functions, to prevent, or detect and correct, misstatements on a timely basis. A material weakness is a deficiency, or combination of deficiencies, in internal control, such that there is a reasonable possibility that a material misstatement of the entity's financial statements will not be prevented, or detected and corrected on a timely basis. A significant deficiency is a deficiency, or combination of deficiencies, in internal control that is less severe than a material weakness, yet important enough to merit attention by those charged with governance.

Our consideration of internal control was for the limited purpose described in the first paragraph of this section and was not designed to identify all deficiencies in internal control that might be material weaknesses or significant deficiencies. Given these limitations, during our audit we did not identify any deficiencies in internal control that we consider to be material weaknesses. However, material weaknesses may exist that have not been identified.



Compliance and Other Matters

As part of obtaining reasonable assurance about whether the University's financial statements are free from material misstatement, we performed tests of its compliance with certain provisions of laws, regulations, contracts, and grant agreements, noncompliance with which could have a direct and material effect on the financial statements. However, providing an opinion on compliance with those provisions was not an objective of our audit, and accordingly, we do not express such an opinion. The results of our tests disclosed no instances of noncompliance or other matters that are required to be reported under *Government Auditing Standards*.

Purpose of this Report

The purpose of this report is solely to describe the scope of our testing of internal control and compliance and the results of that testing, and not to provide an opinion on the effectiveness of the University's internal control or on compliance. This report is an integral part of an audit performed in accordance with *Government Auditing Standards* in considering the University's internal control and compliance. Accordingly, this communication is not suitable for any other purpose.

KPMG LLP

Jackson, Mississippi
November 16, 2020



KPMG LLP
Suite 1100
One Jackson Place
188 East Capitol Street
Jackson, MS 39201-2127

Independent Auditors' Report on Compliance for Each Major Federal Program; Report on Internal Control over Compliance; and Report on Schedule of Expenditures of Federal Awards Required by the Uniform Guidance

The Board of Trustees
University of South Alabama:

Report on Compliance for Each Major Federal Program

We have audited the University of South Alabama's (the University) compliance with the types of compliance requirements described in the *OMB Compliance Supplement* that could have a direct and material effect on each of the University's major federal programs for the year ended September 30, 2020. The University's major federal programs are identified in the summary of auditors' results section of the accompanying schedule of findings and questioned costs.

Management's Responsibility

Management is responsible for compliance with federal statutes, regulations, and the terms and conditions of its federal awards applicable to its federal programs.

Auditors' Responsibility

Our responsibility is to express an opinion on compliance for each of the University's major federal programs based on our audit of the types of compliance requirements referred to above. We conducted our audit of compliance in accordance with auditing standards generally accepted in the United States of America; the standards applicable to financial audits contained in *Government Auditing Standards*, issued by the Comptroller General of the United States; and the audit requirements of Title 2 U.S. Code of Federal Regulations Part 200, *Uniform Administrative Requirements, Cost Principles, and Audit Requirements for Federal Awards (Uniform Guidance)*. Those standards and the Uniform Guidance require that we plan and perform the audit to obtain reasonable assurance about whether noncompliance with the types of compliance requirements referred to above that could have a direct and material effect on a major federal program occurred. An audit includes examining, on a test basis, evidence about the University's compliance with those requirements and performing such other procedures as we considered necessary in the circumstances.

We believe that our audit provides a reasonable basis for our opinion on compliance for each major federal program. However, our audit does not provide a legal determination of the University's compliance.

Opinion on Each Major Federal Program

In our opinion, the University complied, in all material respects, with the types of compliance requirements referred to above that could have a direct and material effect on each of its major federal programs for the year ended September 30, 2020.

Report on Internal Control Over Compliance

Management of the University is responsible for establishing and maintaining effective internal control over compliance with the types of compliance requirements referred to above. In planning and performing our audit of compliance, we considered the University's internal control over compliance with the types of requirements that could have a direct and material effect on each major federal program to determine the auditing procedures that are appropriate in the circumstances for the purpose of expressing an opinion on compliance



for each major federal program and to test and report on internal control over compliance in accordance with the Uniform Guidance, but not for the purpose of expressing an opinion on the effectiveness of internal control over compliance. Accordingly, we do not express an opinion on the effectiveness of the University's internal control over compliance.

A deficiency in internal control over compliance exists when the design or operation of a control over compliance does not allow management or employees, in the normal course of performing their assigned functions, to prevent, or detect and correct, noncompliance with a type of compliance requirement of a federal program on a timely basis. A material weakness in internal control over compliance is a deficiency, or a combination of deficiencies, in internal control over compliance, such that there is a reasonable possibility that material noncompliance with a type of compliance requirement of a federal program will not be prevented, or detected and corrected, on a timely basis. A significant deficiency in internal control over compliance is a deficiency, or a combination of deficiencies, in internal control over compliance with a type of compliance requirement of a federal program that is less severe than a material weakness in internal control over compliance, yet important enough to merit attention by those charged with governance.

Our consideration of internal control over compliance was for the limited purpose described in the first paragraph of this section and was not designed to identify all deficiencies in internal control over compliance that might be material weaknesses or significant deficiencies. We did not identify any deficiencies in internal control over compliance that we consider to be material weaknesses. However, material weaknesses may exist that have not been identified.

The purpose of this report on internal control over compliance is solely to describe the scope of our testing of internal control over compliance and the results of that testing based on the requirements of the Uniform Guidance. Accordingly, this report is not suitable for any other purpose.

Report on Schedule of Expenditures of Federal Awards Required by the Uniform Guidance

We have audited the financial statements of the University and its aggregate discretely presented component units as of and for the year ended September 30, 2020, and the related notes to the financial statements, which collectively comprise the University's basic financial statements. We issued our report thereon dated November 16, 2020, which contained unmodified opinions on those financial statements. Our audit was conducted for the purpose of forming opinions on the financial statements that collectively comprise the basic financial statements. The accompanying schedule of expenditures of federal awards is presented for purposes of additional analysis as required by the Uniform Guidance and is not a required part of the basic financial statements. Such information is the responsibility of management and was derived from and relates directly to the underlying accounting and other records used to prepare the basic financial statements. The information has been subjected to the auditing procedures applied in the audit of the basic financial statements and certain additional procedures, including comparing and reconciling such information directly to the underlying accounting and other records used to prepare the basic financial statements or to the basic financial statements themselves, and other additional procedures in accordance with auditing standards generally accepted in the United States of America. In our opinion, the schedule of expenditures of federal awards is fairly stated in all material respects in relation to the basic financial statements as a whole.

KPMG LLP

Jackson, Mississippi
August 11, 2021

UNIVERSITY OF SOUTH ALABAMA
(A Component Unit of the State of Alabama)
Schedule of Findings and Questioned Costs
Year ended September 30, 2020

(1) Summary of Auditors' Results

- (a) Type of report issued on whether the financial statements were prepared in accordance with U.S. generally accepted accounting principles: **Unmodified**
- (b) Internal control deficiencies over financial reporting disclosed by the audit of the financial statements:
 - Material weaknesses: **No**
 - Significant deficiencies: **None reported**
- (c) Noncompliance material to the financial statements: **No**
- (d) Internal control deficiencies over major programs disclosed by the audit:
 - Material weaknesses: **No**
 - Significant deficiencies: **None reported**
- (e) Type of report issued on compliance for major programs: **Unmodified**
- (f) Audit findings that are required to be reported in accordance with 2 CFR 200.516(a): **No**
- (g) Major programs:
 - Student Financial Assistance Cluster – various CFDA numbers
 - COVID-19 – Coronavirus Relief Fund – CFDA #21.019
 - COVID-19 – Education Stabilization Fund – CFDA #84.425E, 84.425F, and 84.425M
 - COVID-19 – Testing for the Uninsured – CFDA #93.461
- (h) Dollar threshold used to distinguish between Type A and Type B programs: **\$1,256,732**
- (i) Auditee qualified as a low-risk auditee: **Yes**

(2) Findings Related to Financial Statements Reported in Accordance with *Government Auditing Standards*

None

(3) Findings and Questioned Costs relating to Federal Awards

None