



Fiscal Year 2016 Report: Sponsored Activity and Innovation

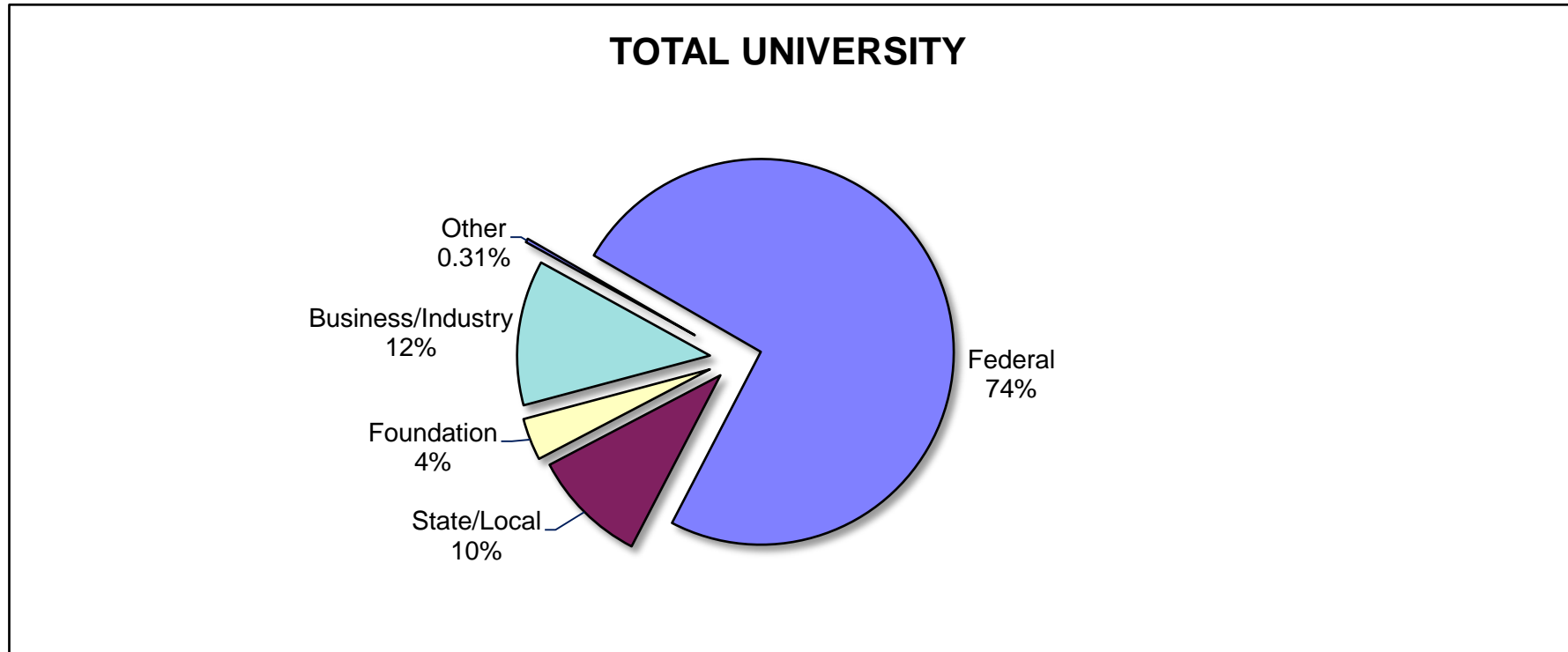
Lynne Chronister, Vice President for Research and Economic
Development

December 1, 2016



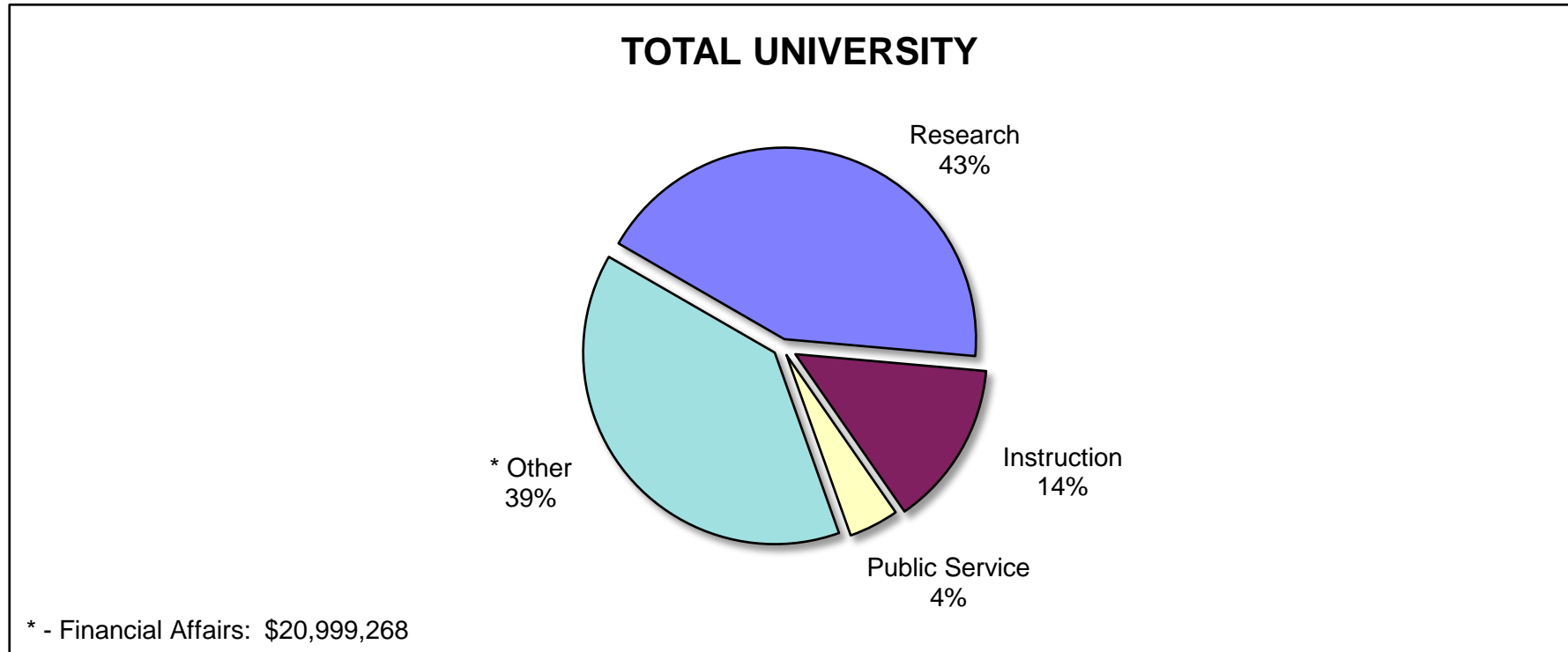
UNIVERSITY OF
SOUTH ALABAMA

Distribution of Sponsored Funding By Funding Source: Fiscal Year 2016



Federal	State/Local	Foundation	Business/Industry	Other	TOTAL
\$47,576,961	\$6,210,595	\$2,261,008	\$7,795,927	\$200,911	\$64,045,402

Distribution of Sponsored Funding By Funding Purpose: Fiscal Year 2016



Research	Instruction	Public Service	Other	TOTAL
\$27,586,975	\$8,928,683	\$2,694,455	\$24,835,289	\$64,045,402



Proposals Submitted: FY 15 – FY 16

College / Unit	Proposals Submitted		Differential
	FY 15	FY 16	
Allied Health Professions	10	12	2
Arts & Sciences	156	155	-1
Mitchell College of Business	3	1	-2
Computing	54	46	-8
Continuing Education	11	5	-6
Education	27	21	-6
Engineering	72	54	-18
Medicine	117	120	3
Nursing	7	8	1
Mitchell Cancer Institute	54	81	27
Subtotal	511	503	-8
Other			
Office of the President	2	0	-2
Financial Affairs	1	1	0
Hospitals and Clinics	2	1	-1
Academic Affairs	4	3	-1
Library	1	2	1
Research Administration	2	6	4
Campus Police	1	0	-1
Student Services	2	2	0
Subtotal	15	15	0
Total	526	518	-8

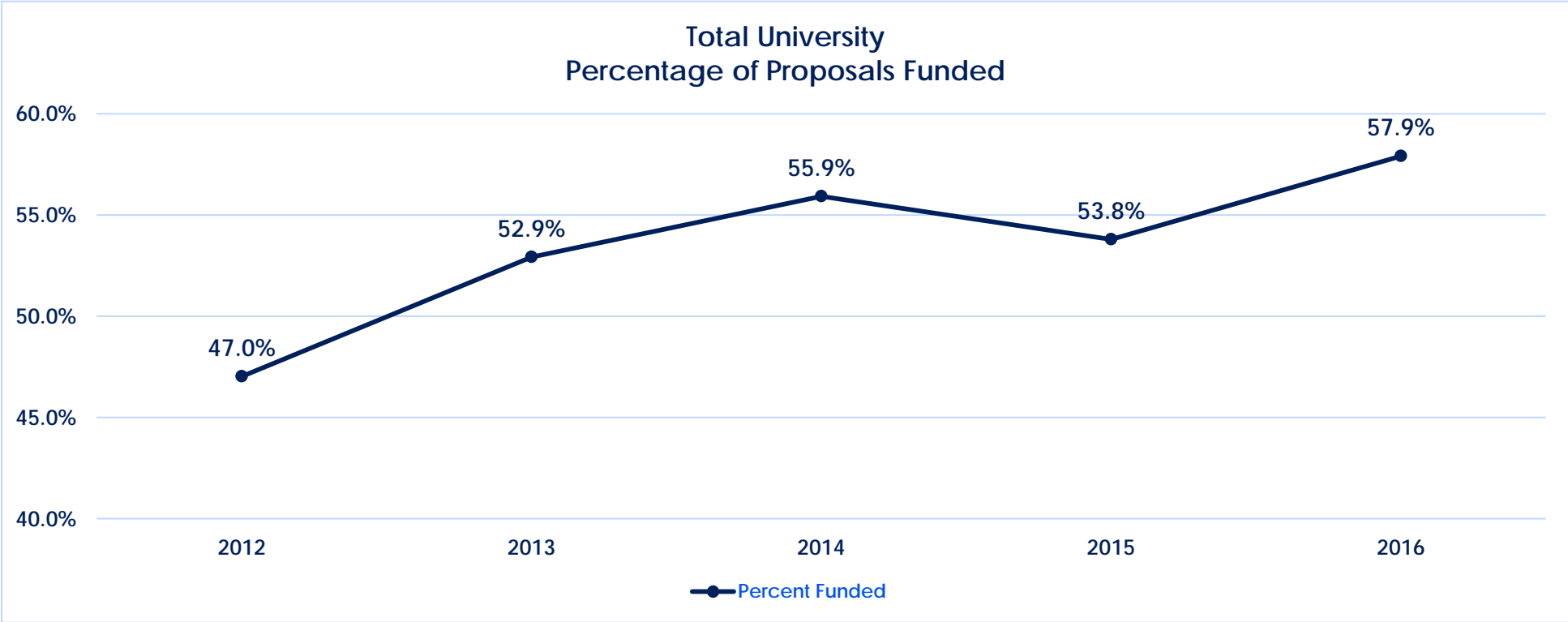


Proposals Funded: FY 15 – FY 16

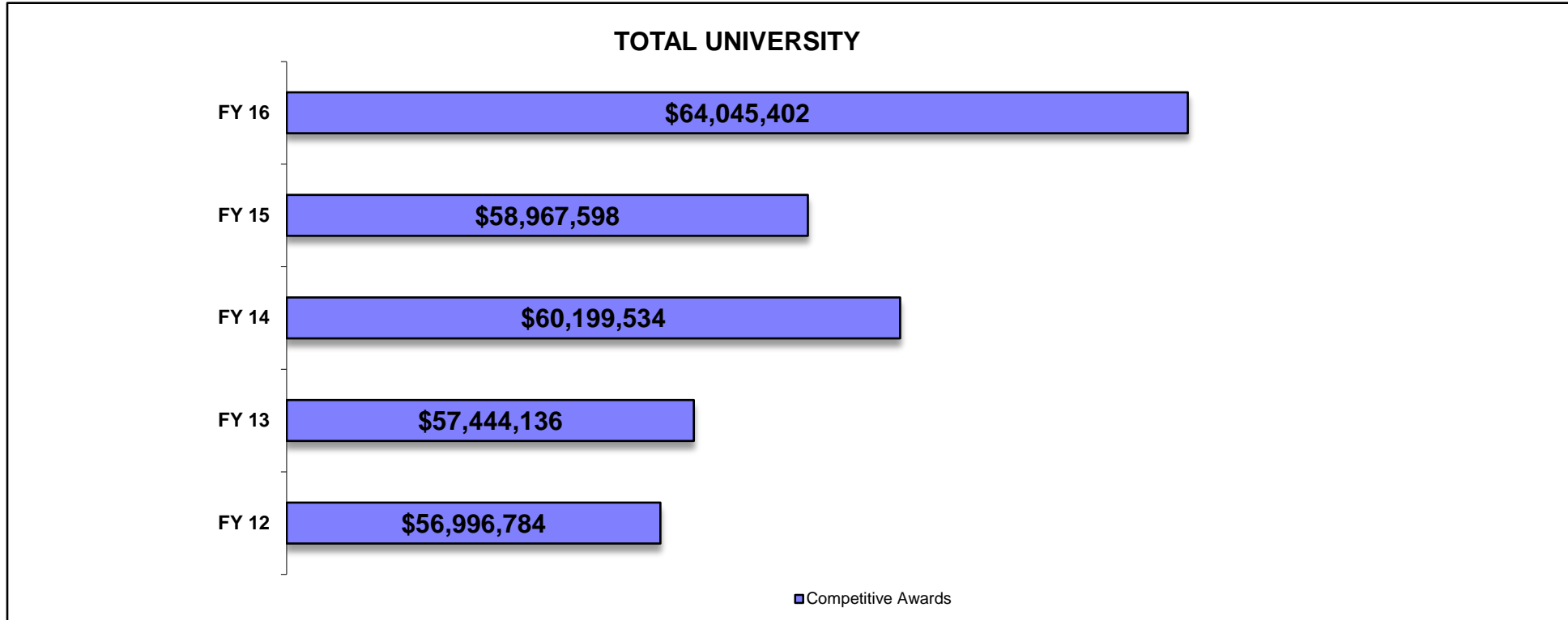
College / Unit	Proposals Funded		Total Funding		Differential
	FY 15	FY 16	FY 15	FY 16	
Allied Health Professions	3	7	\$ 509,214	\$ 568,245	\$ 59,031
Arts & Sciences	91	108	\$ 6,729,696	\$ 9,151,542	\$ 2,421,846
Mitchell College of Business	1	3	\$ 7,000	\$ 124,143	\$ 117,143
Computing	27	33	\$ 1,936,664	\$ 3,106,725	\$ 1,170,061
Continuing Education	9	2	\$ 44,858	\$ 2,900	\$ (41,958)
Education	23	19	\$ 6,580,948	\$ 4,811,279	\$ (1,769,669)
Engineering	31	32	\$ 1,300,019	\$ 2,358,388	\$ 1,058,369
Medicine	61	57	\$ 13,131,849	\$ 14,045,820	\$ 913,971
Nursing	6	6	\$ 1,231,301	\$ 1,515,332	\$ 284,031
Mitchell Cancer Institute	25	26	\$ 3,657,167	\$ 4,082,855	\$ 425,688
Subtotal	277	293	\$ 35,128,716	\$ 39,767,229	\$ 4,638,513
Other					
Office of the President	0	0			
Financial Affairs	1	1	\$ 20,873,121	\$ 20,999,268	\$ 126,147
Hospitals and Clinics	2	1	\$ 2,407,518	\$ 2,610,885	\$ 203,367
Academic Affairs	0	0			
Library	1	0	\$ 5,000		\$ (5,000)
Research Administration	0	3		\$ 84,600	\$ 84,600
Campus Police	0	0			
Student Services	2	2	\$ 553,243	\$ 583,420	\$ 30,177
Subtotal	6	7	\$ 23,838,882	\$ 24,278,173	\$ 439,291
Total	283	300	\$ 58,967,598	\$ 64,045,402	\$ 5,077,804



Total University: Percentage of Proposals Funded



Sponsored Activity Five-Year Overview: FY 12 – FY 16



Highlighted Award: College of Medicine

Dr. Allen Perkins

Title: Caring for the Complex Patient in the PCMH

Funded by: Health Resources & Services Administration (HRSA) - \$2,324,623

The focus of Dr. Perkins' project is to improve the health of the population cared for in the USA Family Medicine Center and the region. Enhanced use of data, population metrics, mental health access and team-based care will be incorporated into the family medicine, mental health, and pharmacy training environment. Residents and medical student learners, pre-professional mental health students, pharmacy, and family medicine faculty will be trained to care for complex patients using a multidisciplinary team approach with the goal of 10,000 underserved patients receiving improved care and reporting improved wellbeing.


Highlighted Award: Department of Marine Sciences

Dr. Sean Powers

Title: Enhanced Fisheries and Ecosystem Monitoring

Funded by: National Fish and Wildlife Foundation (NFWF) - \$1,286,614

Dr. Powers will examine the efficacy of creating habitats off the coast of Alabama to compensate for lost fisheries resources as a result of the Deepwater Horizon Oil Spill. The project focuses on creating habitats for juvenile and adult reef fish (Red Snapper, Grey Triggerfish, and Greater Amberjack) to increase the abundance of these species and increase fishing opportunities for the public.



Regional Innovation Ecosystem: USA

	<u>2015</u>	<u>2016</u>
1. Invention Disclosures	22	29
2. Patents Awarded	3	5
3. Spin-off Companies	1	2
4. License Agreements - New	2	3
5. License Agreements - Total Active	12	15



Regional Innovation Ecosystem: Region

1. Co-working Space
2. Innovation PortAL
3. Acceleration Programs

