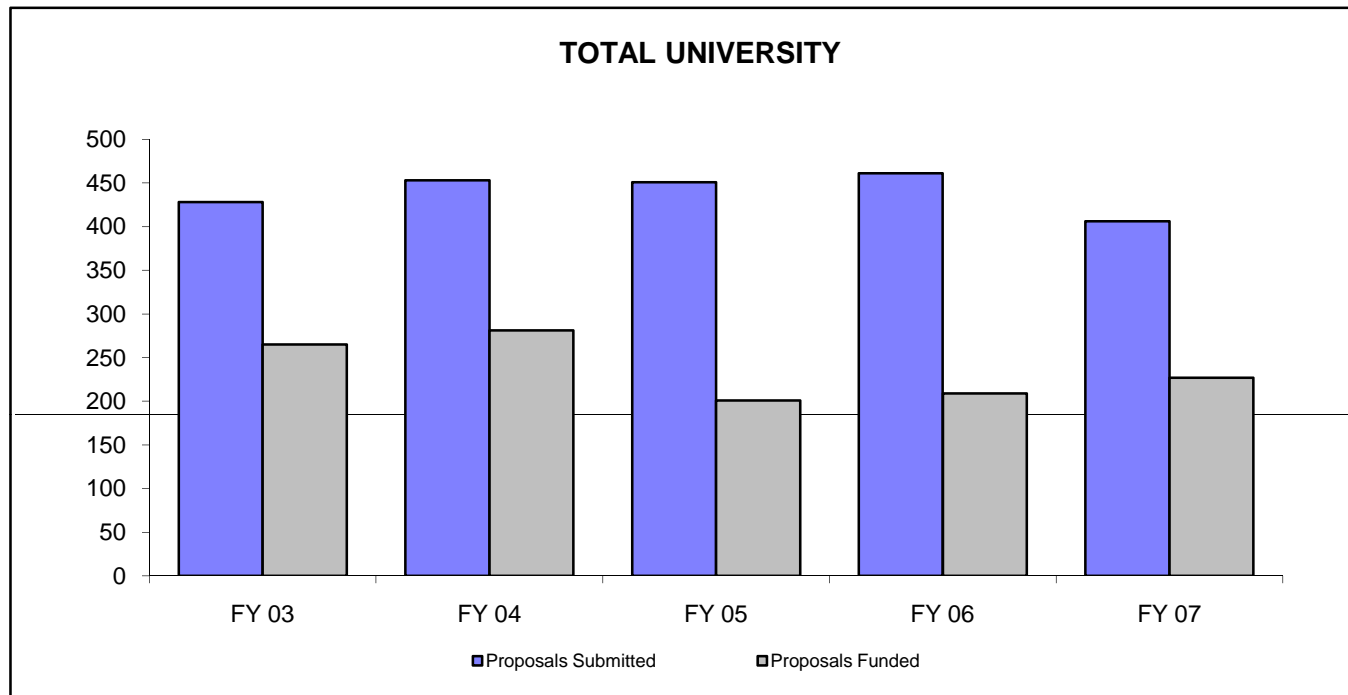


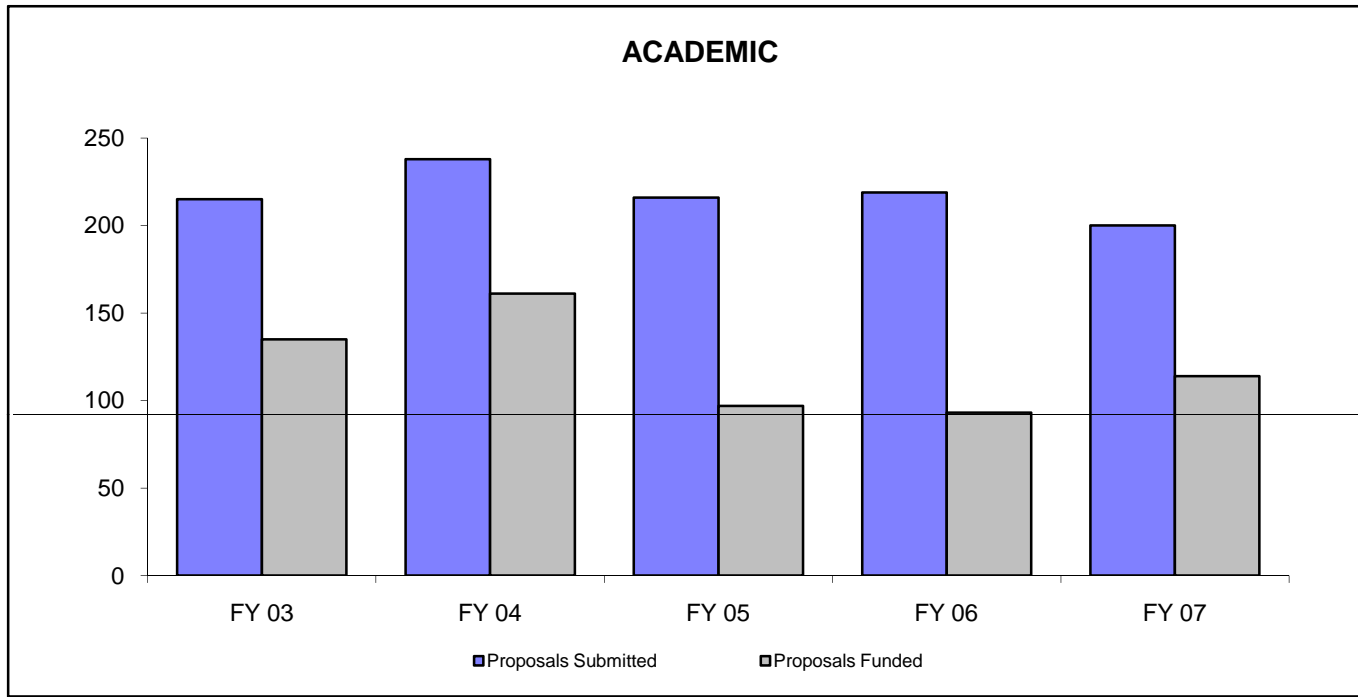
**PROPOSALS SUBMITTED AND FUNDED  
BY UNIVERSITY TOTAL  
FY 03 - FY 07**



	FY 03	FY 04	FY 05	FY 06	FY 07
University Proposals Submitted	428	453	451	461	406
University Proposals Funded	265	281	201	209	227

University Faculty	Total Ph.D./M.D.	Proposal Authors (unduplicated)	Percent
	549	253	46%

**PROPOSALS SUBMITTED AND FUNDED  
BY ACADEMIC  
FY 03 - FY 07**

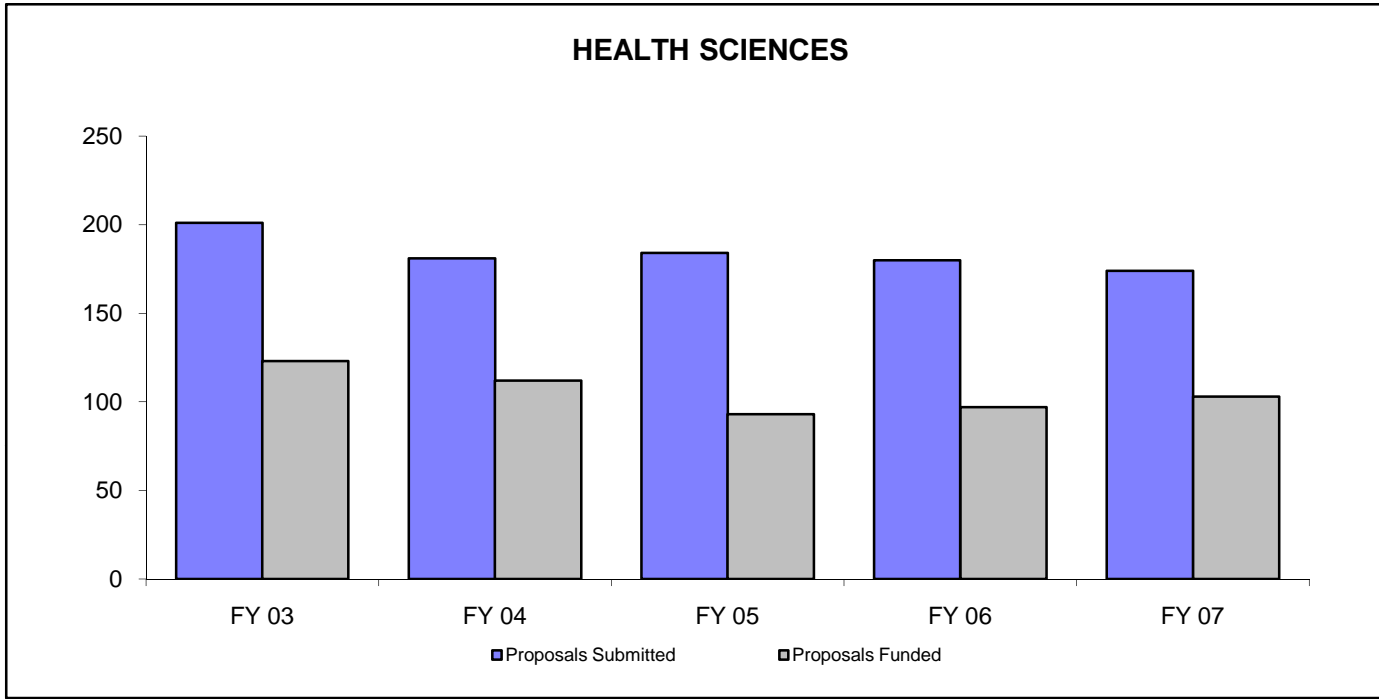


	FY 03	FY 04	FY 05	FY 06	FY 07
Academic Colleges Proposals Submitted	215	238	216	219	200
Academic Colleges Proposals Funded	135	161	97	93	114

Academic Colleges Faculty	Total Ph.D./M.D.	Proposal Authors (unduplicated)	Percent
	273	125	46%

Includes Arts & Sciences, Business, CIS, Continuing Education, Education, Engineering, and Libraries

**PROPOSALS SUBMITTED AND FUNDED  
HEALTH SCIENCES  
FY 03 - FY 07**

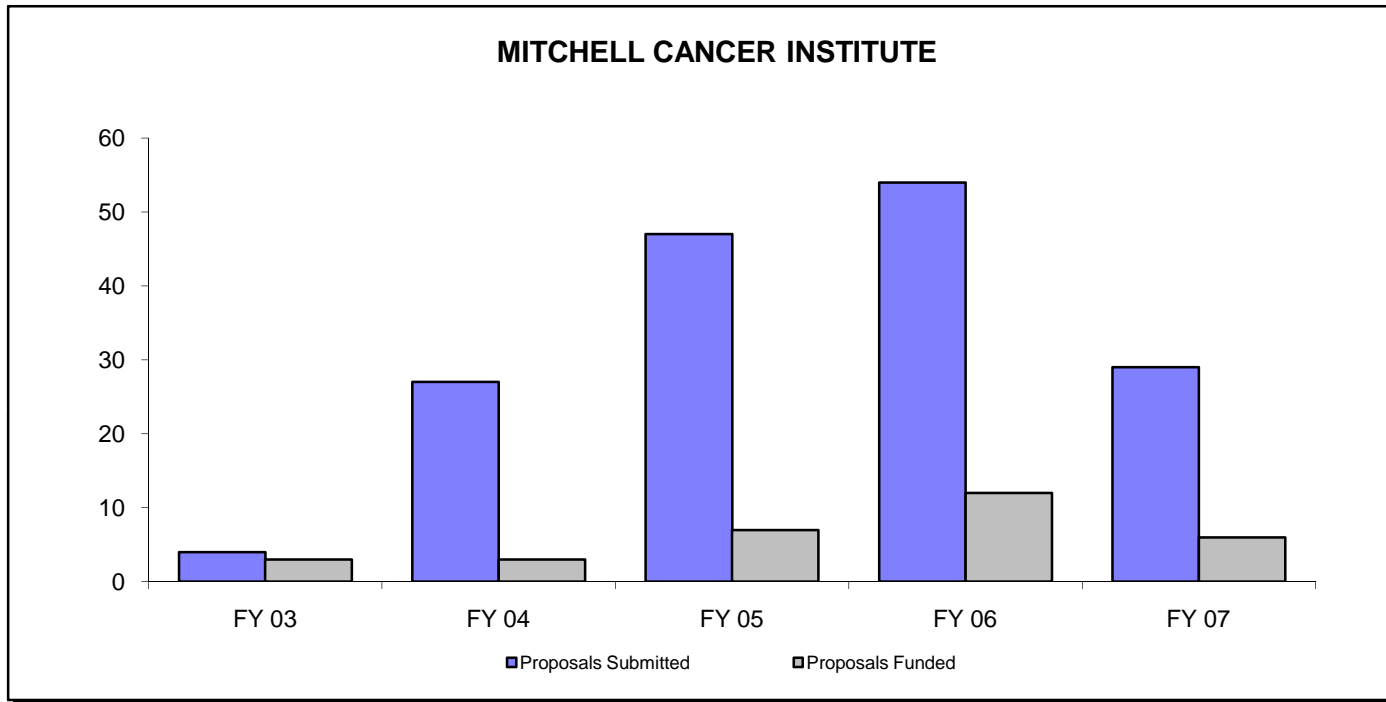


	FY 03	FY 04	FY 05	FY 06	FY 07
College of Medicine Proposals Submitted	201	181	184	180	174
College of Medicine Proposals Funded	123	112	93	97	103

College of Medicine Faculty	Total Ph.D./M.D.	Proposal Authors (unduplicated)	Percent
	266	113	42%

Includes Allied Health Professions, Hospitals, Medicine, and Nursing

**PROPOSALS SUBMITTED AND FUNDED  
BY MITCHELL CANCER INSTITUTE  
FY 03 - FY 07**



	FY 03	FY 04	FY 05	FY 06	FY 07
Mitchell Cancer Institute Proposals Submitted	4	27	47	54	29
Mitchell Cancer Institute Proposals Funded	3	3	7	12	6

Mitchell Cancer Institute Faculty	Total Ph.D./M.D.	Proposal Authors (unduplicated)	Percent
	10	15	150%