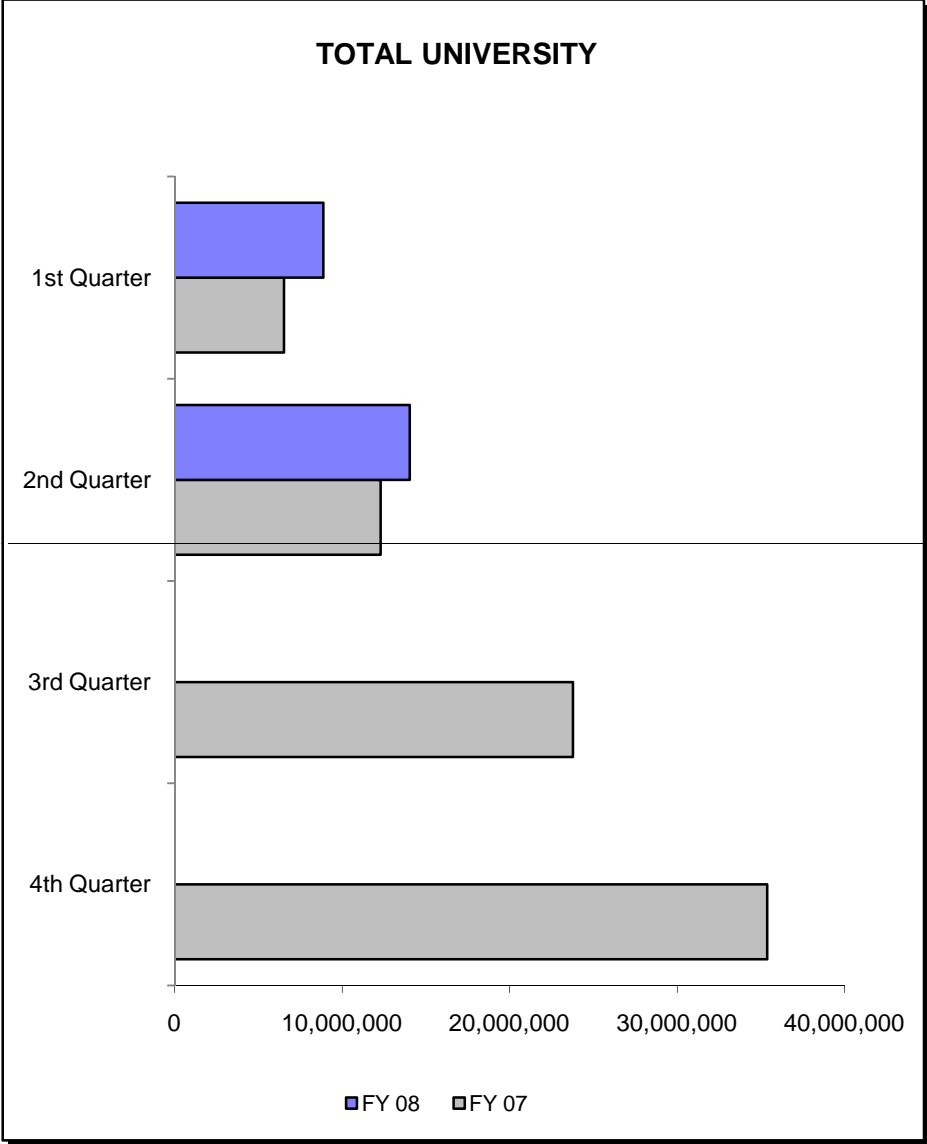


**UNIVERSITY SPONSORED ACTIVITY  
2ND QUARTER CUMULATIVE REPORT**

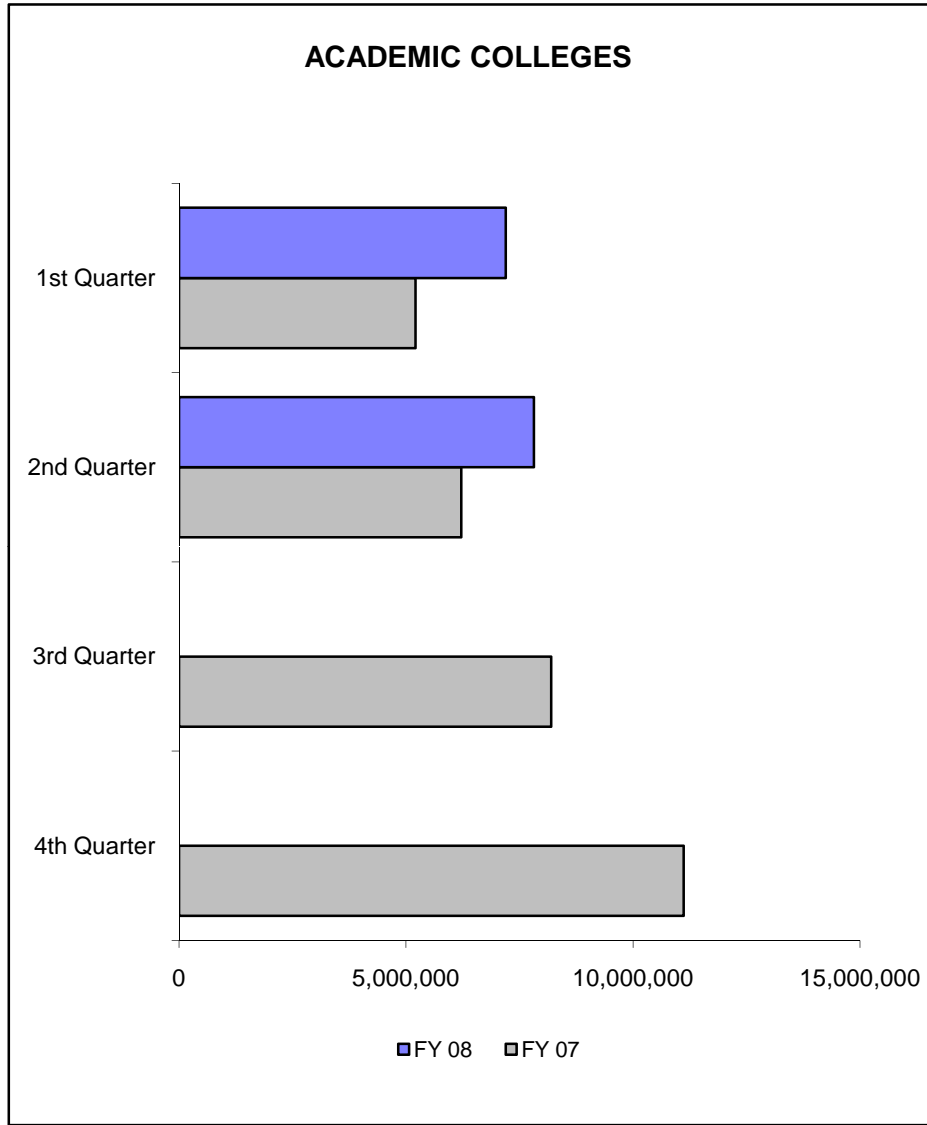
***OCTOBER 1, 2007 - MARCH 31, 2008***



	<i>1st Quarter</i>	<i>2nd Quarter</i>	<i>3rd Quarter</i>	<i>4th Quarter</i>
<b><i>University - FY 07</i></b>	6,543,154	12,303,426	23,788,883	35,381,774
<b><i>University - FY 08</i></b>	8,885,244	14,036,693		

**ACADEMIC COLLEGES SPONSORED ACTIVITY  
2ND QUARTER CUMULATIVE REPORT**

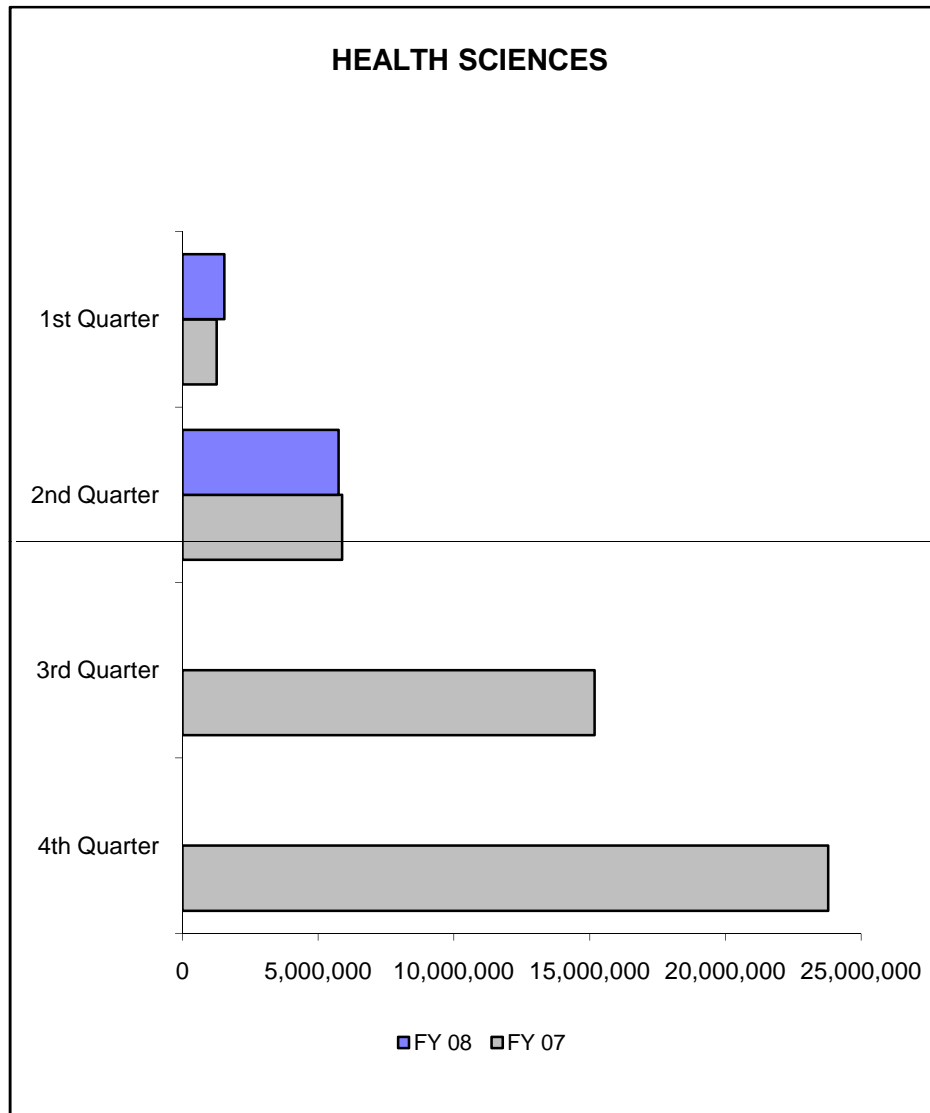
***OCTOBER 1, 2007 - MARCH 31, 2008***



	<i>1st Quarter</i>	<i>2nd Quarter</i>	<i>3rd Quarter</i>	<i>4th Quarter</i>
<i>Academic Colleges - FY 07</i>	5,209,532	6,221,524	8,202,065	11,119,208
<i>Academic Colleges - FY 08</i>	7,196,838	7,818,573		

**HEALTH SCIENCES SPONSORED ACTIVITY  
2ND QUARTER CUMULATIVE REPORT**

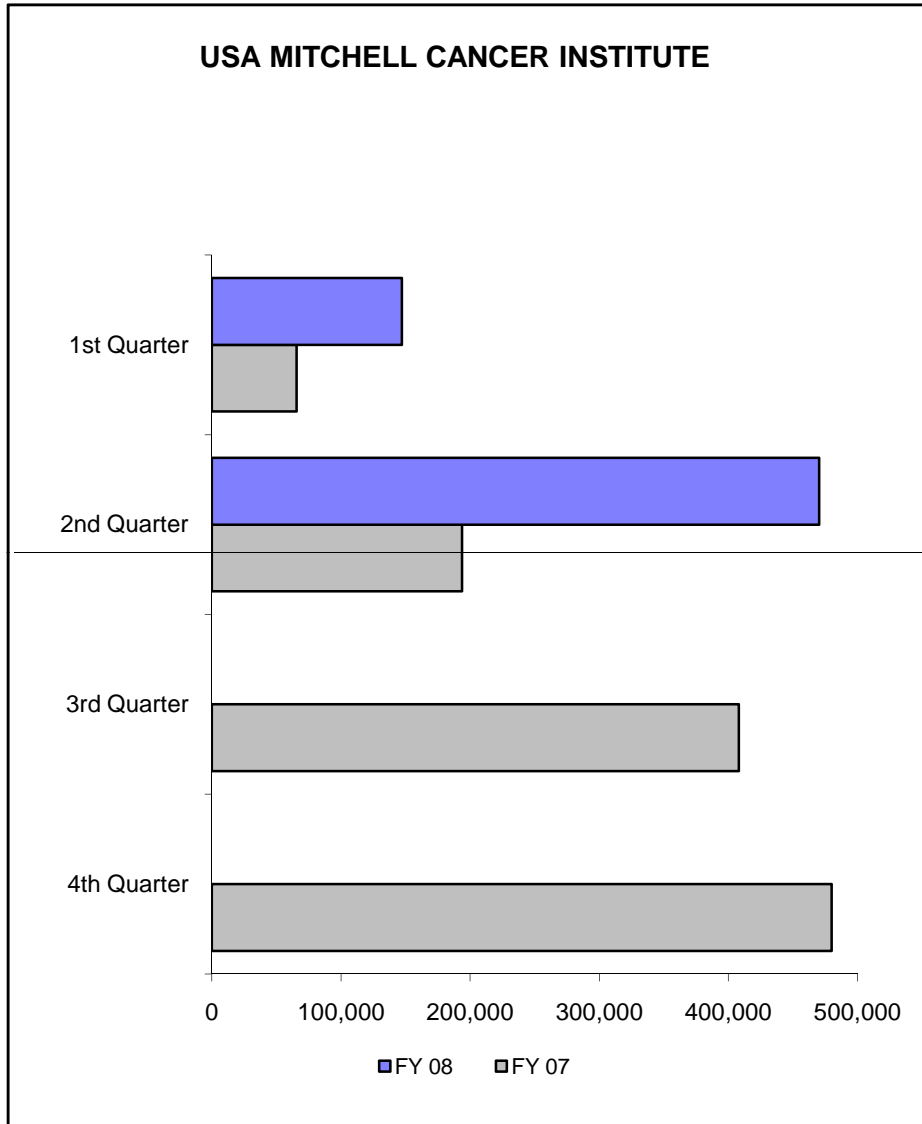
***OCTOBER 1, 2007 - MARCH 31, 2008***



	<i>1st Quarter</i>	<i>2nd Quarter</i>	<i>3rd Quarter</i>	<i>4th Quarter</i>
<i>Health Sciences - FY 07</i>	1,267,922	5,888,175	15,178,765	23,782,513
<i>Health Sciences - FY 08</i>	1,541,406	5,747,745		

**USA MITCHELL CANCER INSTITUTE SPONSORED ACTIVITY  
2ND QUARTER CUMULATIVE REPORT**

**OCTOBER 1, 2007 - MARCH 31, 2008**



	<i>1st Quarter</i>	<i>2nd Quarter</i>	<i>3rd Quarter</i>	<i>4th Quarter</i>
<i>Mitchell Cancer Institute - FY 07</i>	65,700	193,727	408,053	480,053
<i>Mitchell Cancer Institute - FY 08</i>	147,000	470,375		